



Underscore® Cube

Drop-In BubbleMassage™ Air Bath

K-1969-GCW



Features

- Center drain.
- Spacious shape and extra deep bathing well accommodate up to two bathers.
- Two integral corner seats at 6-3/4" (171 mm) and 11-7/8" (302 mm) from bath floor.
- Bask® heated surface creates spa-like relaxation with soothing warmth on your back, shoulders, and neck.
- Chromatherapy lighting allows you to select a preferred color scheme to suit your mood.
- Integral lumbar support.
- 48" (1219 mm) x 48" (1219 mm) x 34" (864 mm)

Material

- Acrylic

Hydrotherapy

- 122 BubbleMassage™ airjets. 18 levels of massage intensity.
- Zones of Control feature allows you to target massage to back, midsection, or feet.
- Automatic purge cycles remove residual water from air channels after use.
- Built-in 300 W heater.
- Lighted keypad control.
- Remote control.

Installation

- Under-mount

Recommended Accessories

K-8134 Bath cable drain trim
K-8150 Cube Cable Drain
K-24916 Wireless Music Kit
K-578 Cube Undermount Installation Kit
K-1177 Vinyl Tiling-in Bead



Codes/Standards

ASME A112.19.7/CSA B45.10
CSA B45.5/IAPMO Z124
ASTM E162
ASTM E662
UL 1795
CSA C22.2 No. 218.2
Greenguard UL 2818 - Gold
CARB P2



KOHLER® One-Year Limited Warranty

See website for detailed warranty information.

Available Color/Finishes

Color tiles intended for reference only.

Color	Code	Description
-------	------	-------------

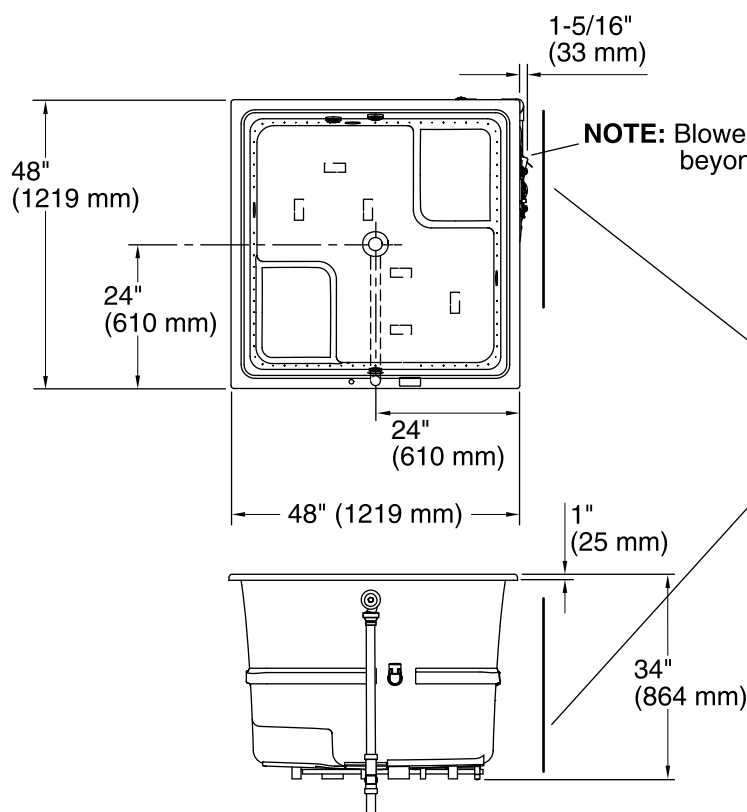
	0	White
	96	Biscuit



Underscore® Cube

Drop-In BubbleMassage™ Air Bath

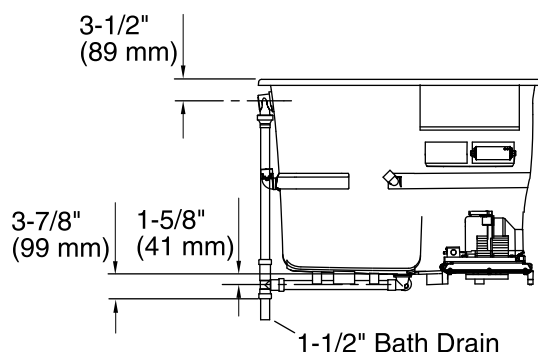
K-1969-GCW



No change in measurements if connected with drain illustrated. (K-8150)

NOTE: Blower protrusion beyond the rim.

Blower Motor/Control Access
34" (864 mm) W x
30" (762 mm) H Max



Required Electrical Service

One dedicated circuit required, protected with Class A Ground-Fault Circuit-Interrupter (GFCI) or Residual Current Device (RCD).

Blower, Heated 240 V, 15 A, 50/60 Hz
Surface:

Technical Information

All product dimensions are nominal.

Installation: Drop-in, Under-mount
Drain location: Center
Basin area, bottom: 39-3/8" x 39-3/8" (1000 mm x 1000 mm)
Basin area, top: 44-5/8" x 44-5/8" (1133 mm x 1133 mm)
Weight: 156 lbs (70.8 kg)
Minimum floor load: 105 lbs/ft² (512.7 kg/m²)
Water depth: 27-1/2" (699 mm)
Water capacity: 171 gal (647.3 L)
Template: Under-mount, K-578, required, not included
Electrical component rating: Blower: 240 V, 5 A, 50/60 Hz
Heated Surface: 240 V, 0.5 A, 50/60 Hz, 65 W

Notes

Measure your actual product for rough-in details.

Install this product according to the installation instructions.

The hot water supply should be 70% of the capacity of the bath or greater. Installations will vary.

Kit is required for under-mount installations (sold separately).

If relocating the blower motor, do not relocate or alter the PVC tee or coiled flexible tubing connected to the blower. Follow the blower relocation instructions exactly. Provide access for servicing the blower.

USA/Canada: 1-800-4KOHLER (1-800-456-4537)

Kohler Co. reserves the right to make revisions without notice to product specifications.

For the most current Specification Sheet, go to www.kohler.com.

2-12-2018 03:48

THE BOLD LOOK
OF **KOHLER**