



Highline®

Two-piece round-front toilet, 1.28 gpf
K-5481-U

Features

- Two-piece design
- Round-front bowl offers an ideal solution for smaller bathrooms and powder rooms
- Comfort Height® feature offers chair-height seating that makes sitting down and standing up easier for most adults
- Left-hand Polished Chrome trip lever
- Insuliner® tank liner minimizes condensation on the tank
- Combination consists of the K-4467-U tank and the K-5393 bowl
- Eligible for consumer rebates in some municipalities
- 1.28 gpf (4.8 lpf)
- 2-1/8" (54 mm) fully glazed trapway
- Class Five® canister optimizes the flow out of the tank, harnessing gravity and the natural powerful reducing cascade of water to increase the power and effectiveness of the flush

Installation

- Standard 12" (305 mm) rough-in
- Three-bolt quick-connect installation
- Seat and supply line sold separately

Recommended Products/Accessories

K-5589 Purefresh® Deodorizing round-front toilet seat
K-76923 PureWash® M250 Quiet-Close™ round-front toilet seat with antimicrobial agent
K-5420 Low-Profile Bolt Caps
K-9379 Trip Lever
K-23726 Drain treatment
K-4639-RL Cachet® ReadyLatch® Quiet-Close™ round-front toilet seat

Included Components

K-5393 Round-front toilet bowl
K-4467-U Toilet tank, 1.28 gpf



ADA	CSA B651	OBC
-----	----------	-----

Codes/Standards

ASME A112.19.2/CSA B45.1
DOE - Energy Policy Act 1992
EPA WaterSense®
California Energy Commission (CEC)
ADA
ICC/ANSI A117.1
CSA B651
OBC
IAPMO Certification



KOHLER® Toilets and Seats Limited Warranty

See website for detailed warranty information.

Available Colors/Finishes

Color tiles intended for reference only.

Color	Code	Description
-------	------	-------------

	0	White
	96	Biscuit

1-800-4KOHLER (1-800-456-4537)

Kohler Co. reserves the right to make revisions without notice to product specifications.

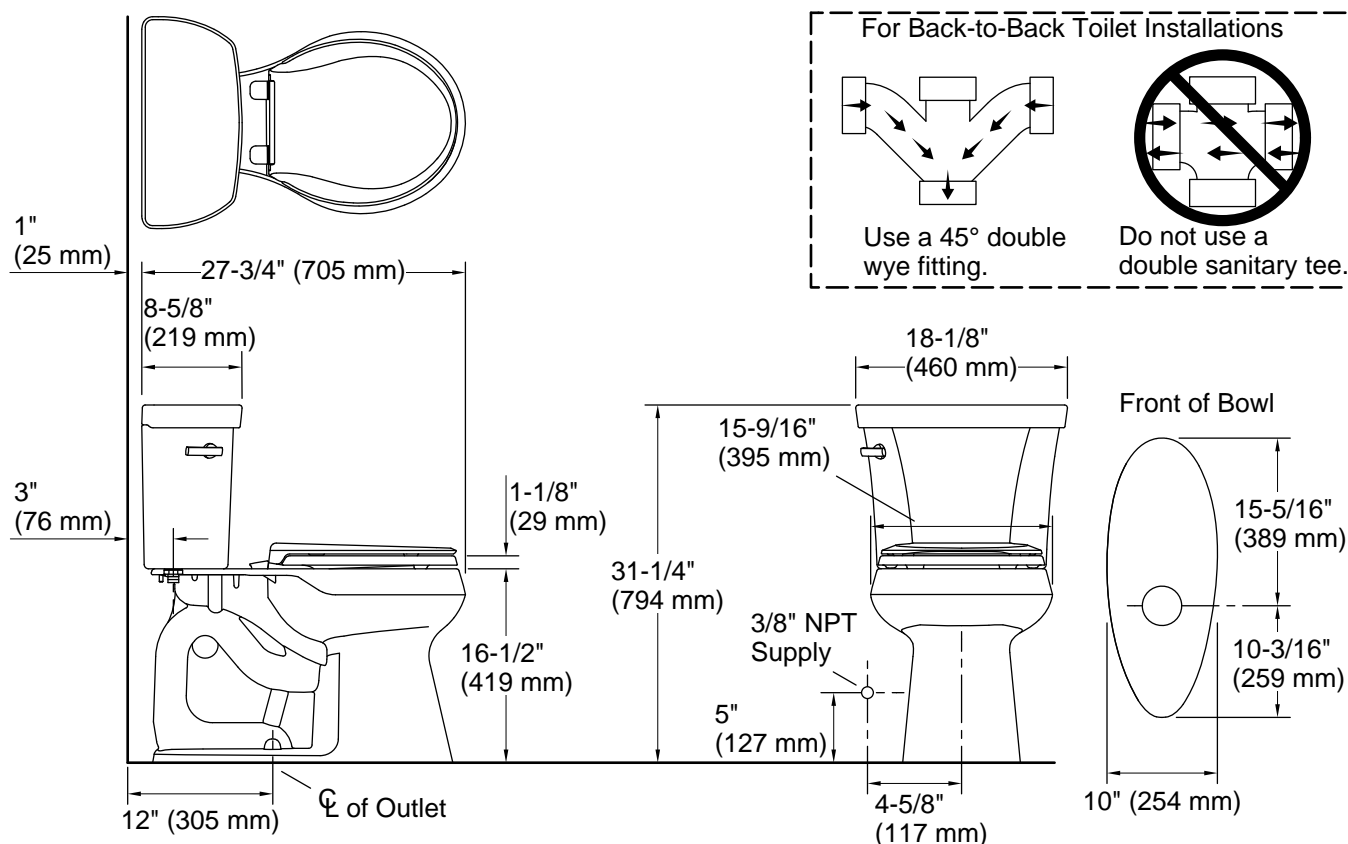
For the most current Specification Sheet, go to www.kohler.com USA or www.kohler.ca Canada

12-10-2024 21:06 - US/CA

THE BOLD LOOK
OF **KOHLER®**

KOHLER®

Highline® Two-piece round-front toilet, 1.28 gpf K-5481-U



Technical Information

All product dimensions are nominal.

Toilet type:	Floor-mount
Waste Outlet:	Floor
Bowl shape:	Round-front
Flush type:	Class Five
Trap passageway:	2-1/8" (54 mm)
Water surface size:	10-1/2" x 8-1/4" (267 mm x 210 mm)
Rim to water surface:	5-3/8" (137 mm)
Rough-in:	12" (305 mm)
Seat-mounting holes:	5-1/2" (140 mm)

Notes

Install this product according to the installation instructions.

For back-to-back toilet installations: Use only a 45° double wye fitting.

ADA, OBC, CSA B651 compliant when installed to the specific requirements of these regulations.

Plumbing codes may require elongated toilets and elongated, open-front seats in public bathrooms.

Accessibility standards may require controls to be located on the open side of the toilet.