




故障分析-保修卡尺寸 148mm x 210mm
正面

TROUBLESHOOTING TABLE

This table highlights key common issues for quick reference. For full troubleshooting guidance, refer to the "Troubleshooting" section in the main instruction manual. If problems persist after following these steps, please email support@homyd.com.

Problem	Cause	Solution
The Refill indicator  flashes.	The water tank is lack of water.	1.Refill the water tank with water. 2.Please contact the service department if the problem can not be solved.
The Warning indicator  flashes.	The grind setting knob and door are not installed well in position.	1.Install the grind setting knob and door in position. 2.Please contact the service department if the problem can not be solved.
The Warning indicator  illuminates solidly.	The brewer or inner drip tray is not installed well in position.	1.Install the brewer or inner drip tray well in position. 2.Please contact the service department if the problem can not be solved.

背面

“ **TROUBLESHOOTING TABLE**

The following table helps you to check your machine if it does not operate correctly.
If you can not identify / remedy the problem,
please email at support@homyd.com ”