

PREASSEMBLE NOTICE




Upon receiving your wood barn door

1. Please check your wood barn door immediately if there is any damage or defects and report it to us at your earliest convenience.
2. Please do not install the wood barn door that is defective as it will void the warranty.
3. Failure to report after 72 hours of receiving wood barn door any concealed damages will not be covered.

Storage and handling

1. Please assemble the barn door at your earliest convenience upon the delivery.
2. Before you start any project with the barn door, please do the following:
 - a) Follow the instruction provided with your barn door to assemble them.
 - b) Please sand the barn door for the best results.
 - c) Stain/Paint the color as you desired
 - d) Finished protection with topcoat.
3. Avoid direct sunlight or high temperature object placed surrounding the barn door.
4. Due to the nature of the wood; please do not store the barn door in damp places (ex: basement) as it might getting warped, mold, or start deforming over time.
5. Barn door requires your maintenance due to the nature of the wood.
Gently wipe off the dust, grease, or any stain from the daily basic with wood cleaner.
6. If you see any sign of the topcoat is damaged, an additional application of topcoat may be re-applied.

If you have any questions please contact us at:

 info@homacer.com
 770-864-5437
 www.homacer.com