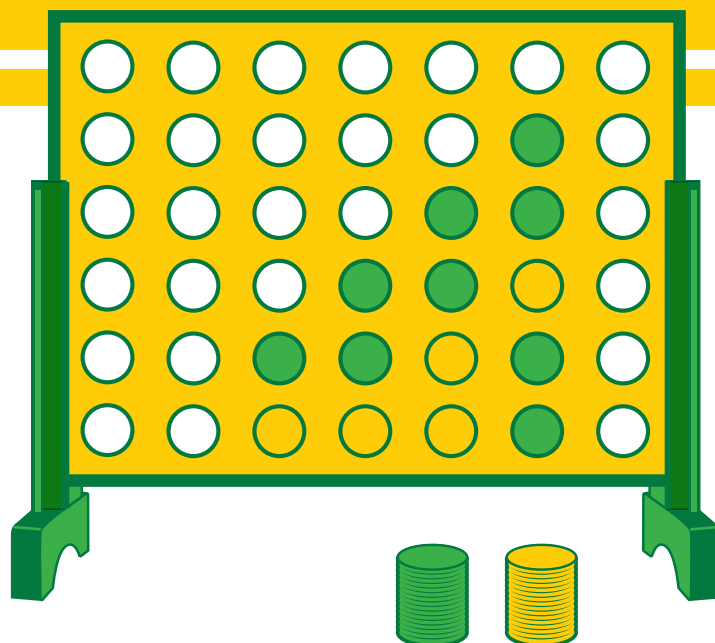



FIELD DAY

2.4ft


GIANT WOODEN
4 CONNECT IN A ROW



INCLUDES



1 x Grid Board



2 x Frame Legs



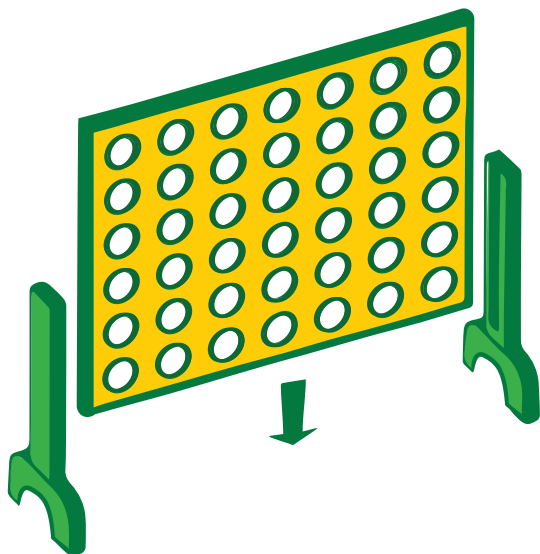
1 x Bottom Bar




42 x Coins (Red & Blue)

SET UP

1. Slide Grid Board into Frame Legs



2. Slide bottom bar into Grid Board





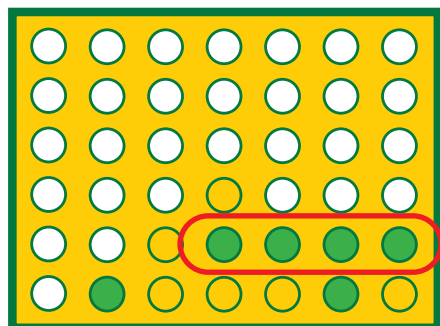
2.4 FT GIANT WOODEN 4 CONNECT IN A ROW

GAME ON!

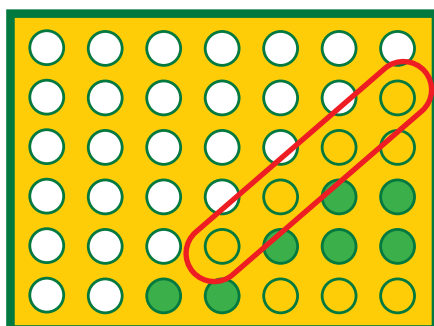
One player/team gets all the blue coins, the other player/team gets all the red coins. Decide which player/team goes first. Take turns dropping coins into the grid board until one player/team gets four coins of their color in a row. The four in a row can be horizontal, vertical, or diagonal. See examples in the next section.



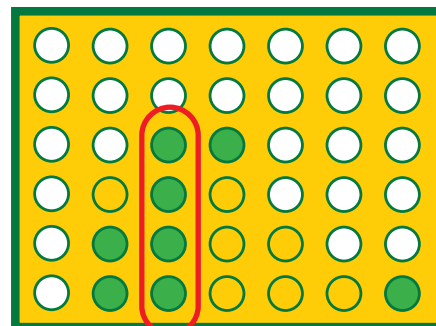
Get 4 coins in a row FIRST!



HORIZONTAL



DIAGNAL



VERTICAL

USE & CARE

Use the tote bag for easy carrying. When not in use, keep all pieces in the tote bag to prevent damage and loss. Store the set indoors in a dry area.

