


COUNCIL™

Glazed Porcelain

Council™ offers a modern and fashionable approach to floor and wall applications. With a nod to leather, this series is available in five cool tones that were designed to mix and match to create stunning environments.

5 Colors | 2 Sizes








Edge: Rectified
Finish: Matte

No. of faces: 6/2 Textures (24"x24")
12/3 Textures (12"x24")

All Colors Available in Sizes 24"x24", 12"x24"

Mosaics









Ivory 2"x2" on 12"x12" Mesh

Silver 2"x2" on 12"x12" Mesh

Gray 2"x2" on 12"x12" Mesh

Olive 2"x2" on 12"x12" Mesh

Black 2"x2" on 12"x12" Mesh

Sizes & Trim				Thickness		Technical Specifications									
Tile thickness could vary based on size. Larger format tiles will have a higher thickness.						24"x24" - 8mm 12"x24" - 8.5mm		Test Method	Abrasion Resistance C1027	Breaking Strength C648	Chemical Resistance C650	Water Absorption C373	DCOF ANSI A137.1	Scratch Hardness MOHS	Shade Variation Rating
<div><div></div><div>24"x24" 23.62"x23.62"</div></div> <div><div></div><div>12"x24" 11.81"x23.62"</div></div> <div><div></div><div>12"x12" Mesh 12.28"x12.28"</div></div> <div><div></div><div>3"x12" Floor SBN</div></div> <div><div></div><div>6"x12" Cove Base</div></div> <div><div></div><div>1"x6" Cove Base Corner Out</div></div>								Results	IV	>385 lbf	Resistant	<0.5%	>0.60	7	V1

Grout joint recommendation: 1/8"

Green Friendly: VOC None