

#### CARE AND MAINTENANCE

Wipe clean with a soft cloth dampened in water and a mild soapy solution. Wipe dry with a clean and dry cloth.

This rattan basket requires no maintenance.

However, by keeping the furniture clean and storing it properly you can enjoy it year after year.

#### NOTICE




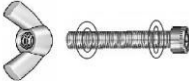

\* Please make sure that you have all parts indicated before you begin assembly of this item

\* This item Should be assembled on a soft surface to prevent scratching the finish during assembly

\* This item may require periodic tightening

\* If there are any questions relating to defects, missing parts, assembly issues, replacements, please send a detailed email to [hello@happimess.com](mailto:hello@happimess.com)

#### Part List and Hardware List

PIECE	DESCRIPTION	PICTURE	QUANTITY
A	BODY TABLE		1X
B	LEG TABLE		1X
C	LID		1X
D	M6 x 40mm SCREW, M6 WINGNUT M6 WASHER		1 X / SETS
E	M6 ALLEN WRENCH		1 X

# happimess

Item # SAT1000

Product Dimensions: 18"x18"x21.5"



Weight Capacity : 11 Lbs

Warning : Do not stand on basket

Warning : Do not sit on basket




Scan here for Assembly Video



## PREPARATION

Before beginning assembly of product, make sure all parts are present. Compare parts with package contents list and hardware content list.  
If any parts is missing or damaged, do not attempt to assemble the product  
Estimated Assembly Time 10 minutes

	<div><div>LEG</div></div> <div><div>BODY</div></div> <div><div>LID</div></div> <div></div>
SIDE TABLE SET	OPEN SIDE TABLE SET
	
FIXING SCREW	THE SIDE TABLE READY FOR USE