NOTICE

* Please make sure that you have all parts indicated and they are in good condition before you begin assembly of this item. Refer to part list and hardware list below for guidance.
* This item should be assembled on a soft surface to prevent scratching the finish during assembly.
* This item may require periodic tightening.
* If you are having difficulty, our friendly Customer Care team is always here to help. Please email **customersupport@safavieh.com**

PREPARATION

* Before beginning assembly of product, make sure all parts are present. Compare parts with part contents list and hardware contents list.
* If any part is missing or damaged, do not attempt to assemble the product.
* Estimated Assembly Time: 10 minutes.

CARE AND MAINTENANCE

* Spot clean using a mild water-free solvent. Only a professional cleaner should undertake a complete overall cleaning.
* The use of steam or water-based cleaners may cause excessive shrinking or staining.

Part List and Hardware List

PIECE	DESCRIPTION	PICTURE	QUANTITY
A	Seat		1X
B	Leg		1X
HW3	Full Flight Screws 8*1.25*50MM		3X

SAFAVIEH FURNITURE

Model#: OTT1312

Dimensions:29.7"WX29.7"DX16.5"H



Weight Capacity: 275 lbs

WARNING: DO NOT STAND ON OTTOMAN

WARNING: DO NOT OVER TORQUE BOLTS/SCREWS

PREPARATION

* Before beginning assembly of product, make sure all parts are present. Compare parts with part contents list and hardware contents list.
* If any part is missing or damaged, do not attempt to assemble the product.
* Estimated Assembly Time: 10 minutes.
* If you are having difficulty, our friendly Customer Care team is always here to help. Please email **customersupport@safavieh.com**

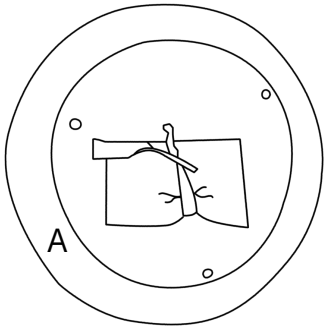	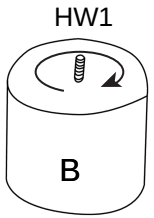	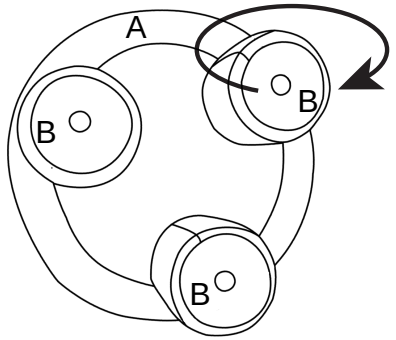
STEP1 OPEN THE ZIPPER ON THE UNDERSIDE OF THE SEAT AND TAKE OUT THE LEGS AND HARDWARE BAG.	**STEP2** ATTACH THE SCREWS TO THE LEGS BY ROTATING AS SHOWN IN THE PICTURE.	**STEP3** ATTACH THE LEGS ON TO THE SEAT BOTTOM BY ROTATING AS SHOWN IN THE PICTURE.
		
STEP4 PUT THE OTTOMAN UPRIGHT CAREFULLY AS SHOWN. IT'S READY TO USE NOW.		