

# Double-Sided Umbrella User Manual



## Safety Instructions

1. Use the umbrella in a wide open area.
2. When adjusting or opening the umbrella, make sure that no person is around for safety concerns.
3. Always close and put away the umbrella on windy days.
4. Keep the umbrella away from fire or other heating source.
5. Children are not supposed to operate the umbrella unless sufficient supervision is provided by adult.
6. Always open the umbrella by turning the crank.
7. We highly recommend that the setup of this umbrella should be carried by at least two people.

## Package Contents



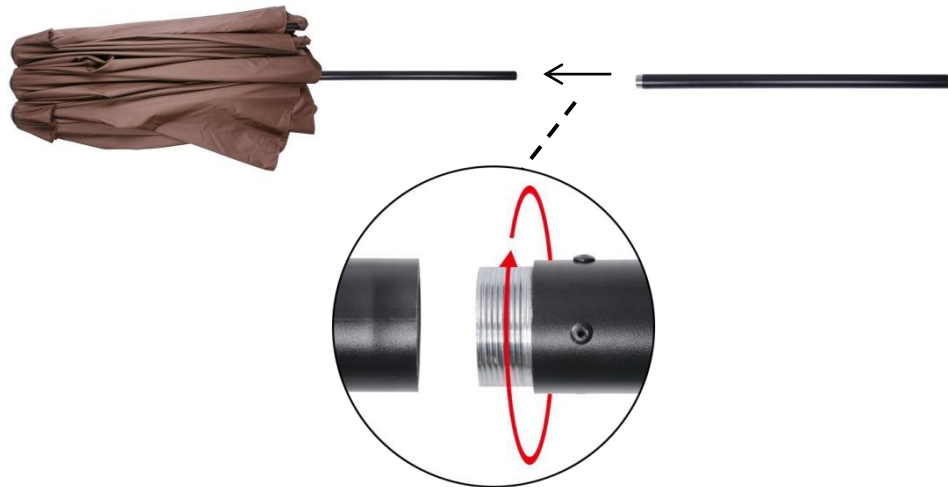
Double-Sided Umbrella x 1



Extension Pole x 1

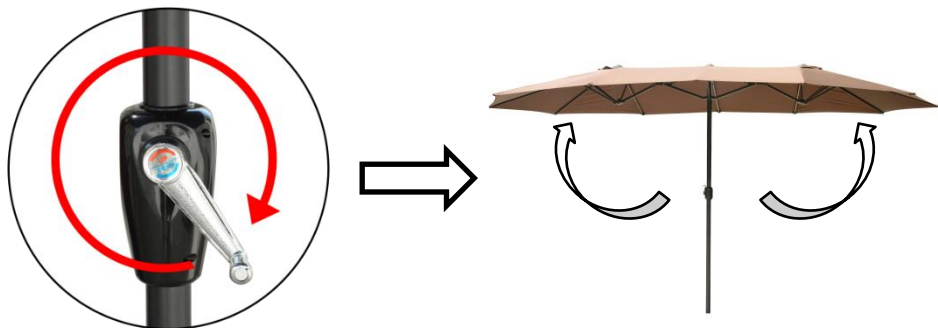
## Setting up the Umbrella

1




Connect the extension pole to the double-sided umbrella as shown above.

2



Rotate the crank handle clockwise to open the umbrella.

3



There is an iron rod hanging on one of the ribs of the umbrella. After you fully open up the umbrella, insert the iron rod through the hole on the pole to secure the umbrella.