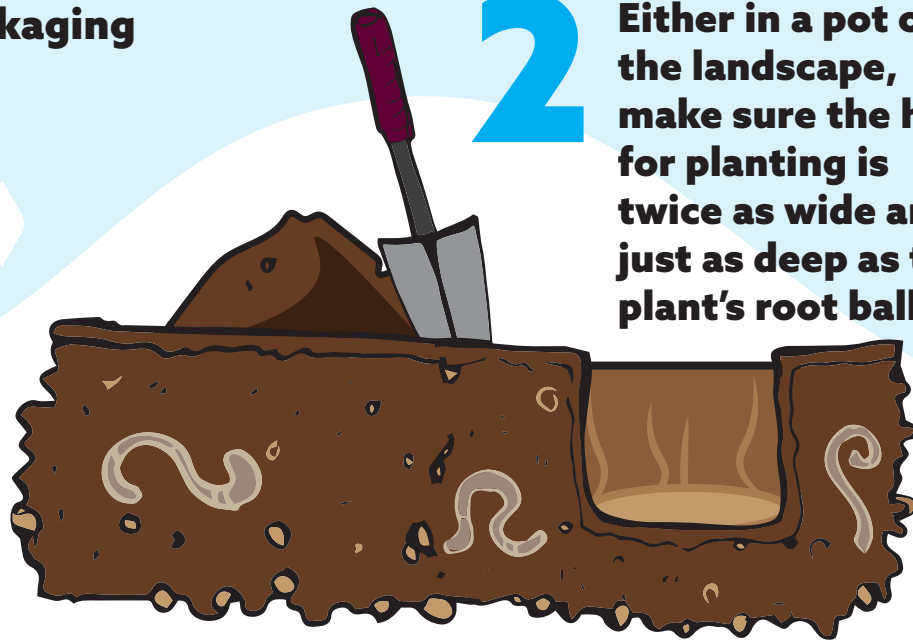


# CARING FOR YOUR AWESOME PLANT

**1** Yay! You have just received your plant! Remove all the packaging (don't forget to recycle!)




**2** Either in a pot or the landscape, make sure the hole for planting is twice as wide and just as deep as the plant's root ball.



**3** Remove your plant from its container, loosening the roots a bit so they can breathe.




**4** Place your foliage friend into its new cozy space.



**5** Surround it with a blanket of soil and fertilizer.



**6** Tuck it in nice 'n snug.



**7** Give it a nice, generous, drink of water.



## HAVE FUN WATCHING IT GROW!