
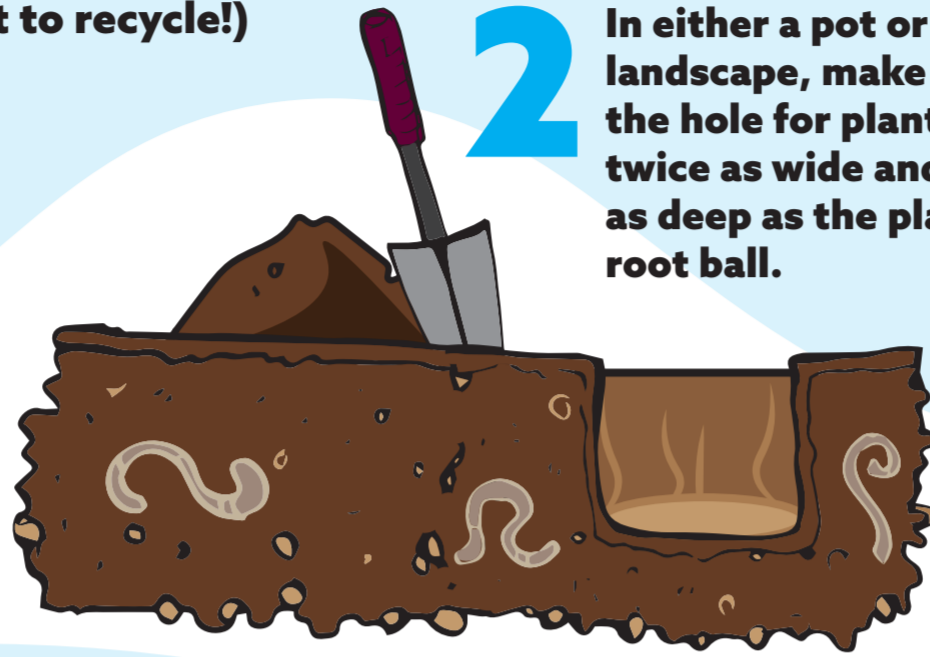


# CARING FOR YOUR AWESOME PLANT


**1** Yay! You have just received your plant! Remove all the packaging (don't forget to recycle!)



**2** In either a pot or the landscape, make sure the hole for planting is twice as wide and just as deep as the plant's root ball.




**3** Remove your plant from its container, loosening the roots a bit so they can breathe.




**4** Place your foliagey friend into its new cozy space.



**5** Surround it with a blanket of soil and fertilizer.



**6** Tuck it in nice 'n snug.



**7** Give it a nice, generous, drink of water.



**HAVE FUN WATCHING IT GROW & BLOOM!**