

## Features

- Holder pivots and rotates to position handshower at desired angle.
- Includes check valve for backflow prevention.
- Handshower not included.
- Coordinates with Loure® and Stance® faucets and accessories.
- 5" (127 mm) x 2-3/16" (56 mm) x 2-3/16" (56 mm)

## Material

- Premium metal construction.
- KOHLER finishes resist corrosion and tarnish.

## Installation

- Wall-mount.



## Codes/Standards




None Applicable

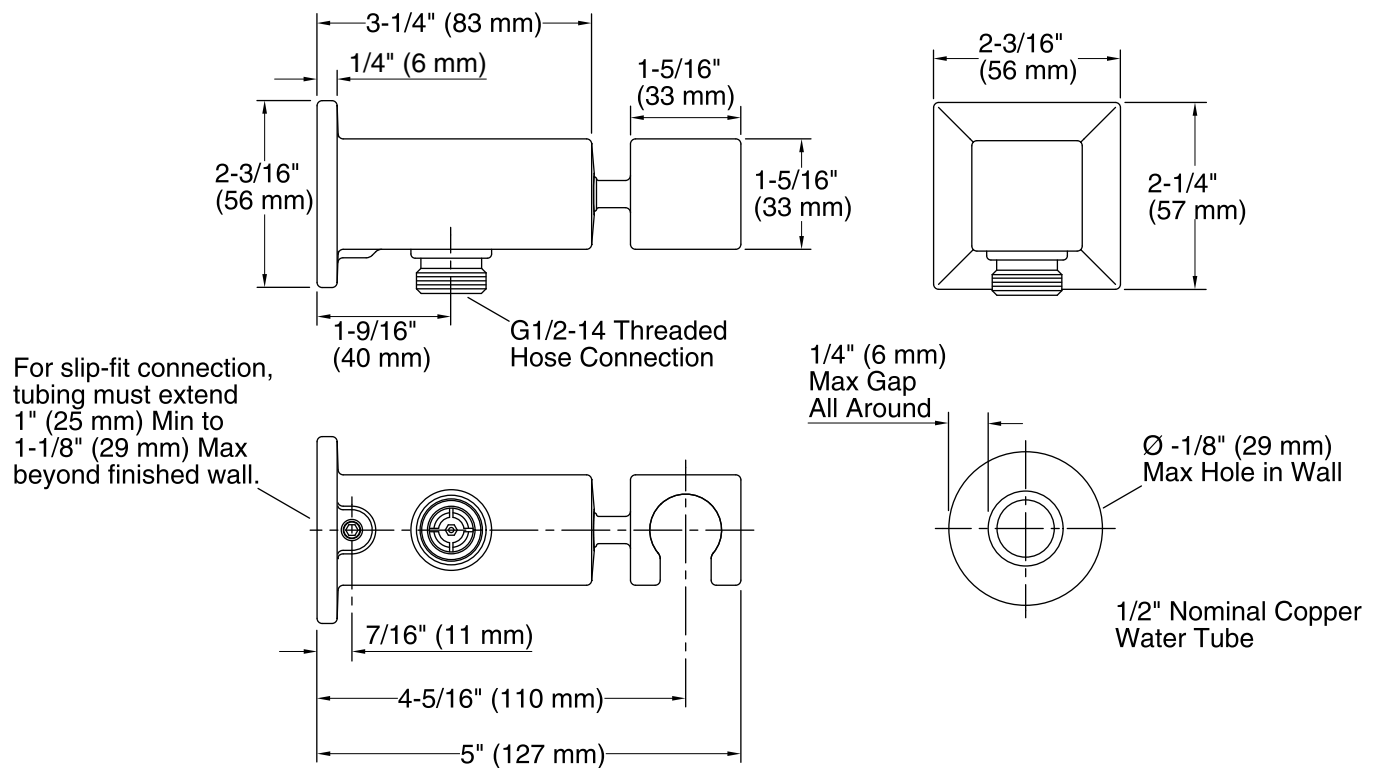
## KOHLER® Faucet Lifetime Limited Warranty

See website for detailed warranty information.

## Available Color/Finishes

*Color tiles intended for reference only.*

Color	Code	Description
	CP	Polished Chrome
	SN	Vibrant® Polished Nickel
	BN	Vibrant® Brushed Nickel



## Technical Information

All product dimensions are nominal.

## Notes

Install this product according to the installation guide.

Product installs using a slip-fit connection to a 1/2" nominal copper tubing.