TABLE LAMP
Instruction manual

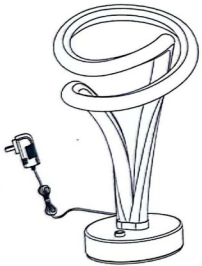

X1

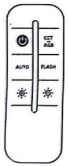

X1

Thank you for purchasing our table lamp. This instruction manual will help you better understand and use this table lamp. If you encounter any problems or confusion during use, please feel free to contact us. We will do our best to provide you with technical support and services to ensure your satisfaction with our product. Please note that this instruction manual contains important safety tips, operating instructions, and maintenance suggestions.

SAFETY INSTRUCTIONS

- The lamp is not waterproof. Avoid exposing it to splashing or dripping water.
- The operating temperature should be within -10℃ to 40℃(14℉ to 104 ℉).
- The lamp's internal light source cannot be replaced. If it breaks, you must replace the entire lamp.
- Avoid using the lamp near heat sources.
- Avoid using the lamp near potentially dangerous sources(e.g., candles, liquid-filled objects)

FUNCTION INSTRUCTIONS

1. Touch Button Control

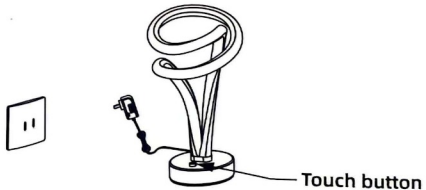

Click to toggle the color of the table lamp.Color change in order: Warm light(20%) - Warm light(60%) - Warm light(100%) - Red - Orange - Yellow - Green- Cyan blue - Blue - Pastel violet - 7 RGB Colors Change in Flowing - 7 RGB Colors in Chasing.

2. Remote Control

BUTTON	SPECIFIC FUNCTION
⏻	Power ON/OFF
CCT/RGB	The color change order is consistent with the touch button control: Warm light (20%) - Warm light (60%) - Warm light (100%) - Red - Orange - Yellow - Green - Cyan blue - Blue - Pastel violet - 7RGB Colors Change in Flowing - 7 RGB Colors Change in Chasing
AUTO	2 Modes: 7 RGB colors gradient, 7 RGB colors Transition
FLASH	4 Modes: 7 RGB Colors Change In Flowing, Red, Green, Blue Change In Chasing Yellow, Cyan Blue, Pastel Violet Change In Chasing, 7 RGB Colors Change in Chasing
☼	Increase the brightness (3 brightness levels for all color modes)
☼	Decrease the brightness (3 brightness levels for all color modes)

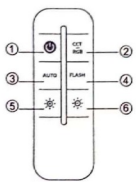

HOW TO USE THE TABLE LAMP?

Power on the adapter, and use the touch button or the remote to control the table lamp.

NOTE:

1. The table lamp has a memory function.
2. Three brightness levels are available for all color modes.