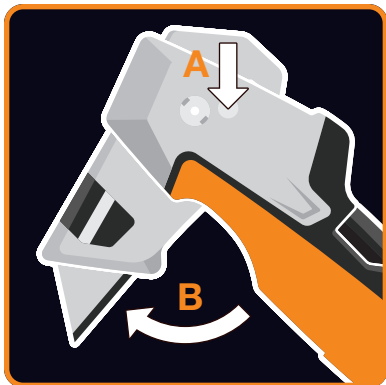


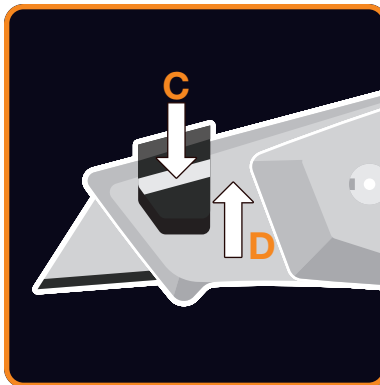
# Blade change instructions

## Painter's Utility Knife

**CAUTION:** For your protection, wear gloves, as well as ANSI-approved safety glasses during this operation.



1. Press the button on the side of the knife (A) to flip knife to open position (B).



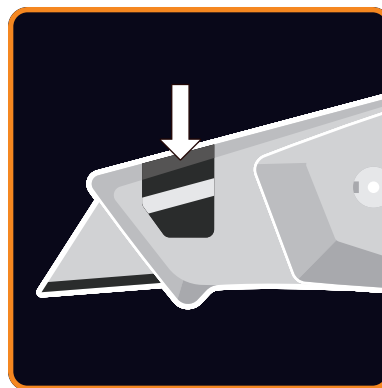
2. Push silver button on the black lock (C) and slide up until the blade is unlocked (D).



3. Pull the blade out of the front of the knife.



4. Slide in a new blade.



5. Push black lock down until it clicks.