

## Features

- Response® technology provides reliable touchless on/off operation through a state-of-the-art sensor that responds in 20 milliseconds
- Powered by six AA batteries. AC power adapter is also available (sold separately)
- Sweep® spray features specially angled nozzles that form a wide, powerful blade of water to sweep your dishes and sink clean
- DockNetik® secure docking system locks sprayhead into place when not in use
- MasterClean™ sprayface features an easy-to-clean surface that withstands mineral buildup and maximizes spray performance
- High-arch spout offers vertical clearance for tall cookware and pitchers
- Two-function pull-down sprayhead allows you to switch from aerated stream to Sweep® spray
- Temperature memory allows faucet to be turned on and off at the temperature set during prior usage
- KOHLER® ceramic disc valves exceed industry longevity standards for a lifetime of durable performance
- 1.5 gpm (5.7 lpm) maximum flow rate at 60 psi (4.14 bar)
- Box includes: Assembled faucet, supply lines, escutcheon plate

## Material

- Premium metal construction for durability and reliability
- Select KOHLER finishes feature ScratchShield® technology which withstands even the toughest daily use

## Installation

- Installs with 1- or 3-hole sink (escutcheon plate included)
- Flexible supply lines and quick-connect fittings simplify installation
- Longer shank works with countertops up to 2½" inches thick and is easy to install.

## Recommended Products/Accessories

K-23723 Faucet cleaner  
K-R78184 AC power adapter for touchless kitchen faucets



**ADA** **CSA B651**

## Codes/Standards




ASME A112.18.1/CSA B125.1  
NSF/ANSI/CAN 61  
NSF/ANSI/CAN 372  
All applicable US Federal and State material regulations  
DOE - Energy Policy Act 1992  
California Energy Commission (CEC)  
ADA  
ICC/ANSI A117.1  
CSA B651  
IAPMO Certification

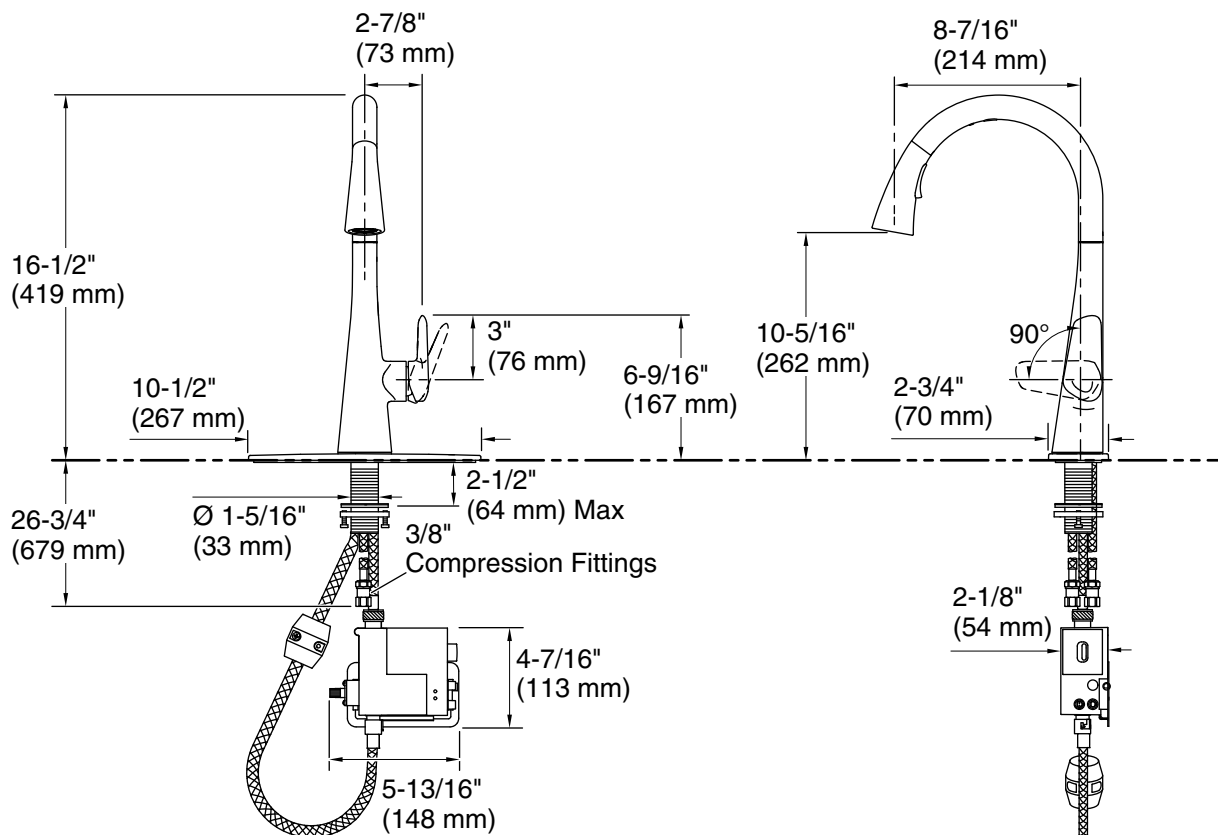
## KOHLER® Electronic Faucets, Valves, and Controls Five-Year Limited Warranty

See website for detailed warranty information.

## Available Colors/Finishes

*Color tiles intended for reference only.*

Color	Code	Description
	CP	Polished Chrome
	VS	Vibrant® Stainless
	BL	Matte Black



## Technical Information

All product dimensions are nominal.

Power source: Battery - DC, not included

## Notes

Install this product according to the installation instructions.

ADA, CSA B651 compliant when installed to the specific requirements of these regulations.