

shown in Matte Black
with 52" Matte Black blades



Irene-3

Designed in 2012

The Irene-3 is rustic, yet strikingly modern with three neatly joined, solid matte black, matte white, walnut, or barn wood tone blades. A spherical motor housing complements its minimal profile. Irene-3 is streamline while still appearing warm and natural. Constructed of cast aluminum and heavy stamped steel, the Irene-3 has a limited lifetime warranty.

Product Features



DC
Motor



Damp
Location



Silent



Remote
Control



Wall
Control

shown in Textured Bronze
with 52" Walnut blades

shown in Matte Black
with 60" Matte White blades

shown in Textured Bronze
with 42" Barn Wood blades

shown in Matte Black
with 60" Walnut blades

shown in Matte Black
with 52" Matte Black blades

IRENE-3

FINISH AND BLADE OPTIONS

SKU#	IR3-XX-XXX-XX (Model+Finish+Blade+Diameter)	
NEW	Standard Finishes	Matte Black BK Textured Bronze TB
	Blade Finishes	Barn Wood Tone BW Matte Black BK Matte White MWH Walnut Tone WA
Fan Diameter		42 inches / 107 cm 42 52 inches / 132 cm 52 60 inches / 152 cm 60

TECHNICAL SPECS

Fan Diameter	inches: 42, 52 or 60 centimeters: 107, 132 or 152
Blade Material	CNC Cut Solid Wood
Overall Drop	12 inches / 30 cm + downrod length
Fan Weight	17 lbs
Downrods Lengths <i>Field cuttable. Non-threaded</i>	inches: 5, 10, 20, 30, 48, 72 centimeters: 13, 25, 51, 76, 122, 183
Downrod Diameter	1 inch
Voltage	110 or 220
Motor Type	DC
Environment	Damp locations for all finishes Neither coastal, saltwater nor chlorine compatible
Ambience	Silent
Safety Certification	ETL / CETL
Warranty	Limited Lifetime

NEW JAN 21, 2020 DOE MOTOR EFFICIENCY DATA

Fan Diameter	42 inch / 107 cm	52 inch / 132 cm	60 inch / 152 cm
RPM (Low / High)	52 / 231	51 / 196	52 / 160
CFM (Low / High)	541 / 3517	1531 / 6168	2088 / 6984
Watts (High)	17.08	32.12	31.67
CFM/Watt (High)	163	185	218
Blade Pitch	15°	15°	15°

STANDARD EQUIPMENT

One downrod of 10 inches / 25 cm

Vaulted ceiling canopy for up to 30°

Black 6-speed RF
remote control
with reverse

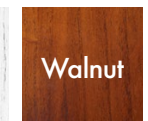




White wireless
Decora-style,
6-speed, wall
control with
reverse



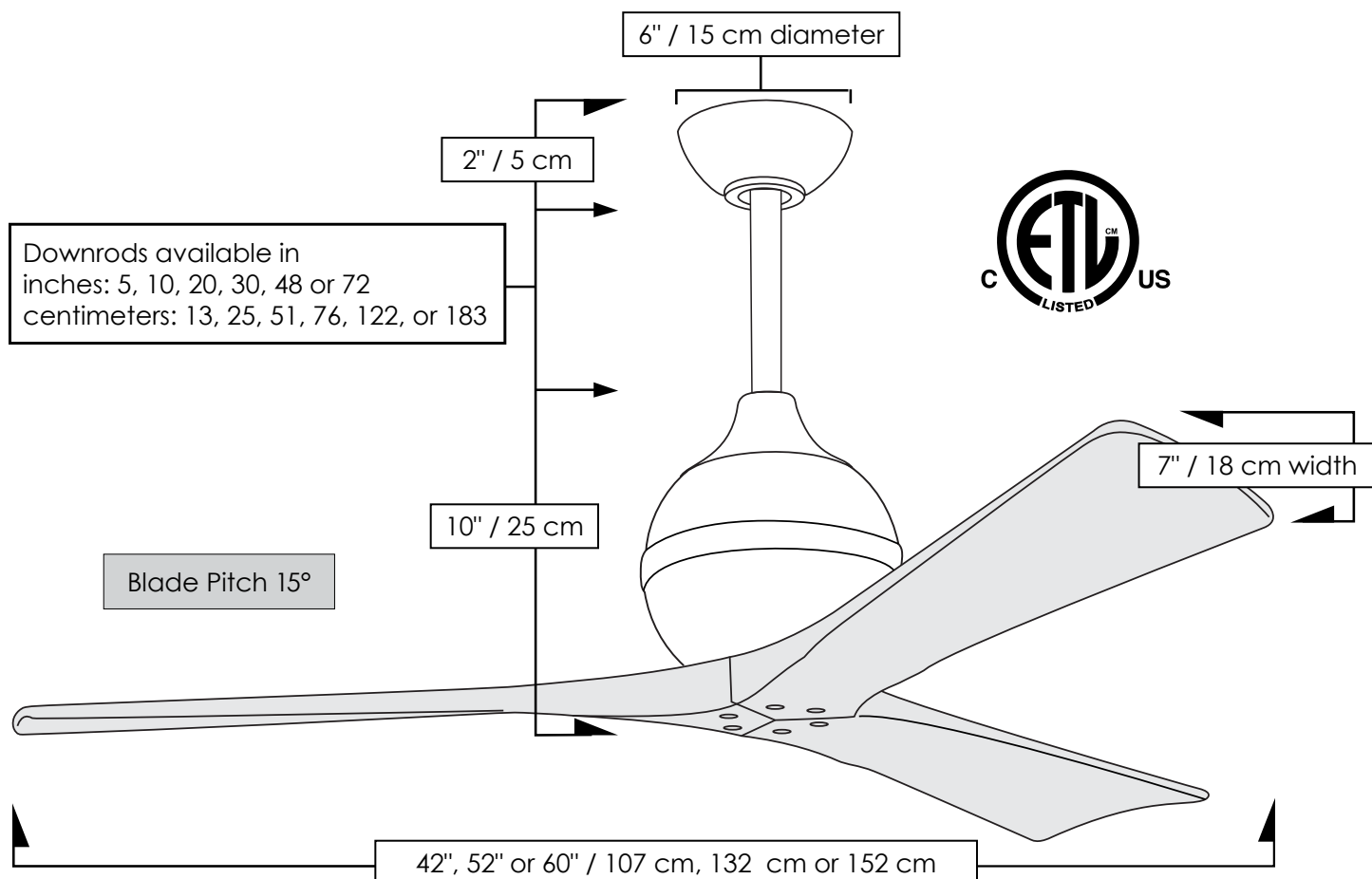
NOTE: Only compatible with included controllers.

Blade Options



Irene-3

TECHNICAL SPECIFICATIONS



CEILING PITCH TABLE

0/12	0 degrees
1/12	4.76 degrees
2/12	9.46 degrees
3/12	14.04 degrees
4/12	18.43 degrees
5/12	22.62 degrees
6/12	26.57 degrees
7/12	30.26 degrees
8/12	33.69 degrees
9/12	36.87 degrees
10/12	39.81 degrees
11/12	42.51 degrees

CEILING HEIGHT / DOWNROD TABLE

Ceiling Height	Downrod Lengths <i>Field cuttable. Non-threaded</i>
10 ft or less	5 inches / 13 cm <i>Use safety cages if applicable</i>
10 - 12 feet	10 inches / 25 cm
13 feet	20 inches / 51 cm
14 feet	30 inches / 76 cm
15 feet	48 inches / 122 cm
16 feet +	72 inches / 183 cm

Matthews Fan Company

1881 Industrial Drive
Libertyville, IL 60048
Tele: 847.680.9043
Fax: 847.680.8140
www.matthewsfanco.com

© 2021 Matthews Fan Company. All rights reserved.

