

HISENSE REFRIGERATOR



HRB171N6AWE

Counter Depth Bottom-Freezer Refrigerator

- Counter Depth Design
- Full-Width Crisper Drawer
- Bright LED Lighting
- ENERGY STAR® Certified
- Metal Slide Drawers
- Gallon Door Storage

AVAILABLE COLORS



White



Black



Fingerprint-Resistant Stainless Steel



PERFORMANCE

Refrigerator (cu. ft.)	12.1
Freezer (cu. ft.)	5.1
Total Capacity (cu. ft.)	17.2
ENERGY STAR® Certified	Yes
Energy Consumption (kWh/Year)	453
Safety Listing	UL Safety Listing

ICE & WATER SYSTEM

Ice and Water Dispenser Type	None
Ice Maker	None

COOLING SYSTEM

Temperature Sensors	2
Compressor Type	Fixed-Frequency
Refrigerant (Type and Volume)	R600a/1.76oz(50g)
Multi Air Flow Cooling	Yes
Evaporator	1

CONVENIENCE

Display Type	Internal/ Smooth Touch / Blue LED
Temperature Controls	Electronic/ Digital
Door Alarm	Yes
Auto Closing Door Hinge	Yes
Leveling Legs	Yes
Demo Mode	Yes
Gallon Door Storage	Yes
Noise Level (dB)	41

REFRIGERATOR

Product Type	Bottom Mount
Temperature Range (°F)	34°F~44°F
Door Type	Side Swing
No. of Shelves	3 Adjustable Glass
Shelf Construction	Tempered Glass
Shelf Trim	Chrome Décor
No. of Crisper Drawers	1 Full-Width
LED Lighting	Yes (Ceiling LED)
No. of Door Bins	5 (1 Gallon, 4 Half)
Door Bin Construction	1 Piece (Clear)

FREEZER

Temperature Range (°F)	-11°F~7°F
Door Type	Pull-Out Drawer
Drawers	2-Tier Organization
Drawer Divider	None
LED Lighting	None

MATERIALS AND FINISHES

Fingerprint-Resistant Door	Yes
Door Style	Flat
Door Texture	Smooth
Handle Type	Grip
Hidden Hinges	Yes
Toe Grille	No
Reversible Door	Yes
Cabinet Color	White
Inner Liner Color	White

INSTALLATION DIMENSION

Product (W x H x D)	31.1*69.1*26.6"
Width (Excluding Door)	31.1"
Width (Including Door)	31.1"
Common Width	33.0"
Width (Door Open 90° Excluding Handle)	32.1"
Width (Door Open 90° Including Handle)	34.6"
Width (Door Fully Open Excluding Handle)	52.0"
Depth (Excluding Handles)	26.6"
Depth (Including Handles)	29.1"
Depth (Less Door)	23.6"
Depth (to Hinge Cover)	21.7"
Depth (Door Open 90°)	56.3"
Depth Type	Counter Depth
Height (to Top of Hinge)	69.1"
Height (to Top of Door)	69.1"
Height (to Top of Case)	68.5"
Installation Clearance	Sides 1", Top 1", Back 2"
Carton (W x H x D)	33.0*71.6*28.6"
Weight (Unit/ Carton)	192lbs./ 211lbs.

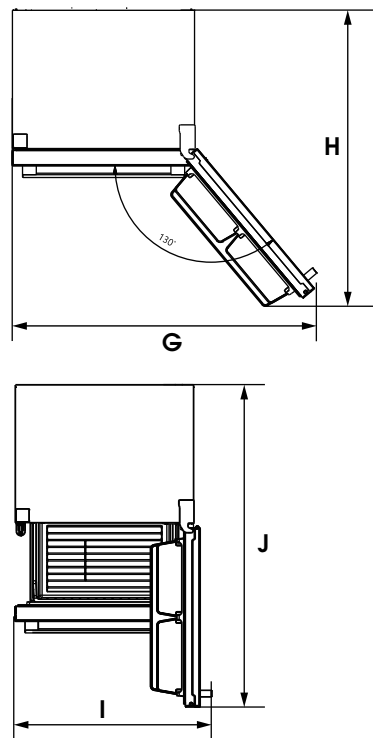
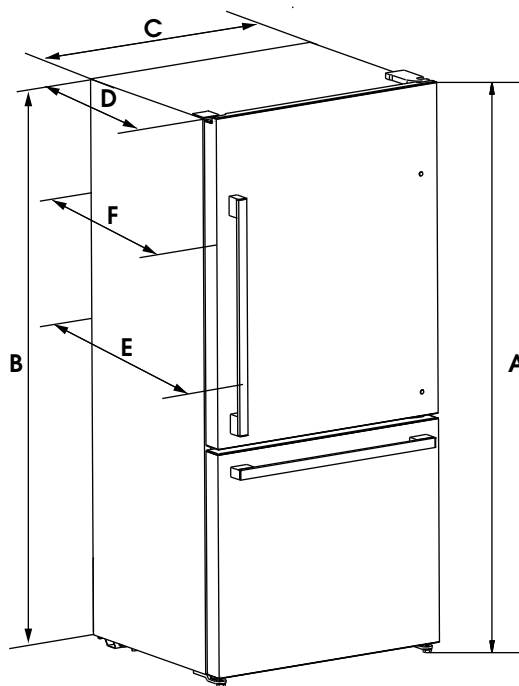
INSTLIMITED WARRANTY

Warranty	2-year limited
Parts & Labor	2 Years
Sealed System (Parts & Labor)	5 Years
Accessories	90 Days for Parts

UPC CODES

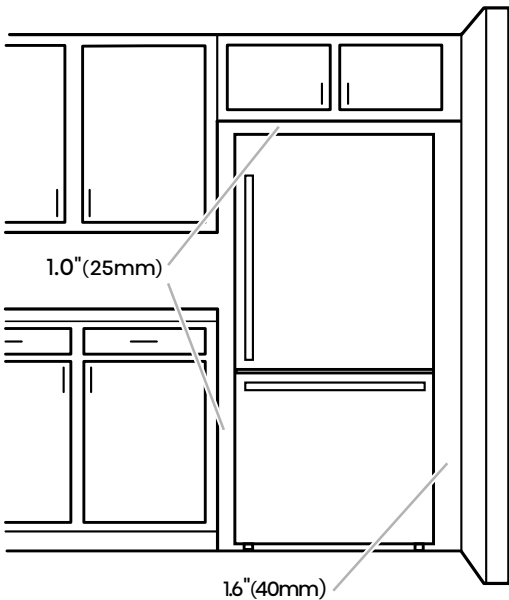
HRB171N6ASE (Fingerprint-Resistant Stainless Steel)	819130028958
HRB171N6AWE (White)	819130028965
HRB171N6ABE (Black)	819130028972

HISENSE REFRIGERATOR



Model	Capacity	Height-Overall "A"	Height-Top of Cabinet "B"	Width-Cabinet "C"	Depth-with Cabinet "D"	Depth-with Door "E"	Depth-with Handle "F"	Width-Doors Open 130° "G"	Depth-Doors Open 130° "H"	Width-Doors Open 90° "I"	Depth-Doors Open 90° "J"
HRB17IN6ASE	17.2 cu.ft	69.1" (1756mm)	68.5" (1740mm)	31.1" (790mm)	23.6" (600mm)	26.6" (675.5mm)	29.1" (740mm)	52" (1321mm)	50.6" (1286mm)	34.6" (879mm)	56.3" (1430mm)
HRB17IN6AWE	17.2 cu.ft	69.1" (1756mm)	68.5" (1740mm)	31.1" (790mm)	23.6" (600mm)	26.6" (675.5mm)	29.1" (740mm)	52" (1321mm)	50.6" (1286mm)	34.6" (879mm)	56.3" (1430mm)
HRB17IN6ABE	17.2 cu.ft	69.1" (1756mm)	68.5" (1740mm)	31.1" (790mm)	23.6" (600mm)	26.6" (675.5mm)	29.1" (740mm)	52" (1321mm)	50.6" (1286mm)	34.6" (879mm)	56.3" (1430mm)
HRB17IN6BSE	17.2 cu.ft	69.1" (1756mm)	68.5" (1740mm)	31.1" (790mm)	23.6" (600mm)	26.6" (675.5mm)	29.1" (740mm)	52" (1321mm)	50.6" (1286mm)	34.6" (879mm)	56.3" (1430mm)

LOCATION REQUIREMENTS



To ensure proper ventilation for your refrigerator, allow for a 1.0" (25mm) space on each side and at the top.  
Allow at least 2.0" (51mm) between back of cabinet and the wall.  
If your refrigerator has an ice maker, allow extra space at the back for the water line connections.

If you are installing your refrigerator next to a fixed wall, leave 1.6" (40mm) minimum on the hinge side (some models require more) to allow for the door to swing open.

NOTE: This refrigerator is intended for use in a location where the temperature ranges from a minimum of 55F(13°C) to a maximum of 110°F(43°C).