


ACADIAN / NORMANDY / BRUNSWICK

PARSON CHAIR

MODEL # WS5113-4-DBL





Questions, problems, assembly help, missing parts?

No need to return the product, we will gladly help and ship your replacement parts free of charge

Please call Customer Service at 1-866-518-0120

Monday to Friday between 9 am – 5 pm EST

or go to

www.simpli-home.com

To assist you in a timely manner, please ensure you have all necessary information and a picture of the issue if required.

If you wish to return the product, please contact the retailer where the product was purchased.

IMPORTANT: Please read this manual carefully before beginning assembly of this product. Keep this manual for future reference.

SAFETY INFORMATION

Identify all the parts and hardware. Do not discard of the packaging until you have checked that you have all of the parts and hardware required. Hardware package may have spare parts.

WARNING: This item contains small parts which can be swallowed by children and pets. Keep children and pets away during assembly. To avoid danger of suffocation, always keep plastic bags away from children and pets.

We recommend that you assemble this unit on a carpeted floor to avoid scratches. If using power tools, set the tool to low torque to avoid damage.

Requires 2 people for ease of assembly.

CARE and MAINTENANCE

Wipe regularly with clean water and a damp, clean, soft white cloth. General cleaning can be done as needed with a mild detergent and water solution. Always rinse with clean water and dry.

For heavy soiling, dampen a soft white cloth or soft bristle brush. Use care as scrubbing can damage the surface.

More difficult stains can be treated, but this should be occasional, not daily, cleaning. ANY cleaning solution used must be removed with clean water and a clean white cloth. Cleaning residue left on the material can cause it to dry out and crack or affect the color.

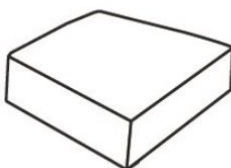
DO NOT use any cleaners with corrosive ingredients (lye, acids or ammonia).

PARTS DESCRIPTION

A

CHAIR BACK
QTY 1

B

SEAT
QTY 1

1

FRONT LEG
QTY 2


NEED HELP? For help with assembly or if you are missing a part,
Please call customer service at 1-866-518-0120 (9 am to 5 pm EST)

PRE-ASSEMBLY INFORMATION

MODEL # WS5113-4-DBL

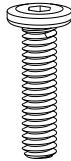
HARDWARE DESCRIPTION

1



ALLEN KEY SCREW
M8 x 45 MM
QTY 1

2



ALLEN KEY SCREW
M8 x 60 MM
QTY 4

3



ALLEN KEY SCREW
M8 x 80 MM
QTY 4

4



ALLEN KEY
5 MM
QTY 1

5



DOWEL
Ø8 x 30 MM
QTY 2

6



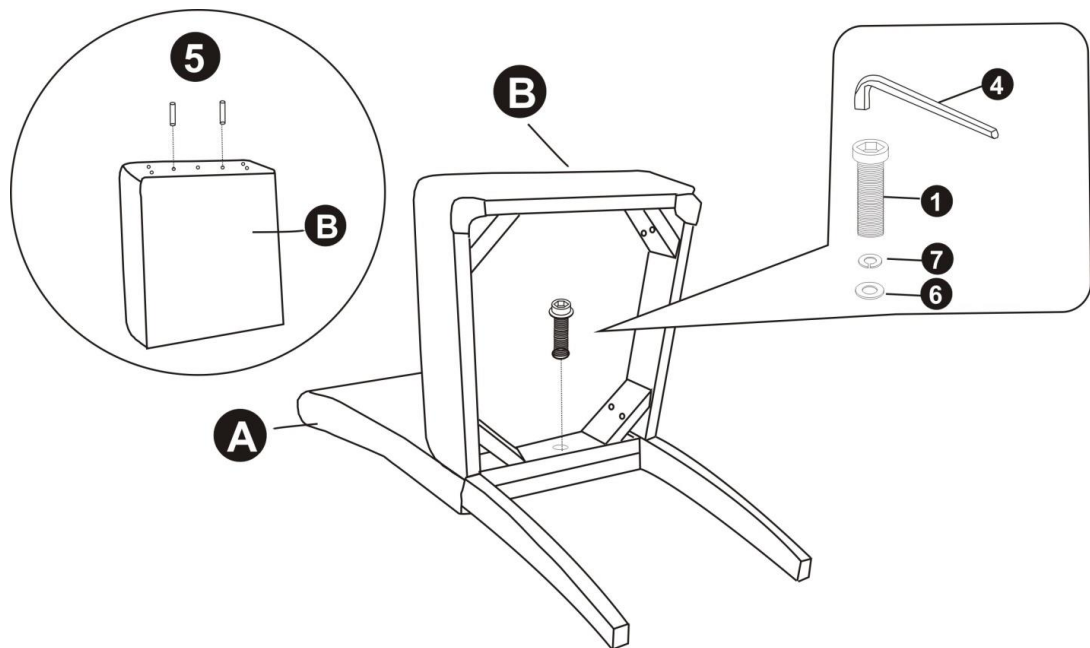
FLAT WASHER
Ø22 MM
QTY 9

7



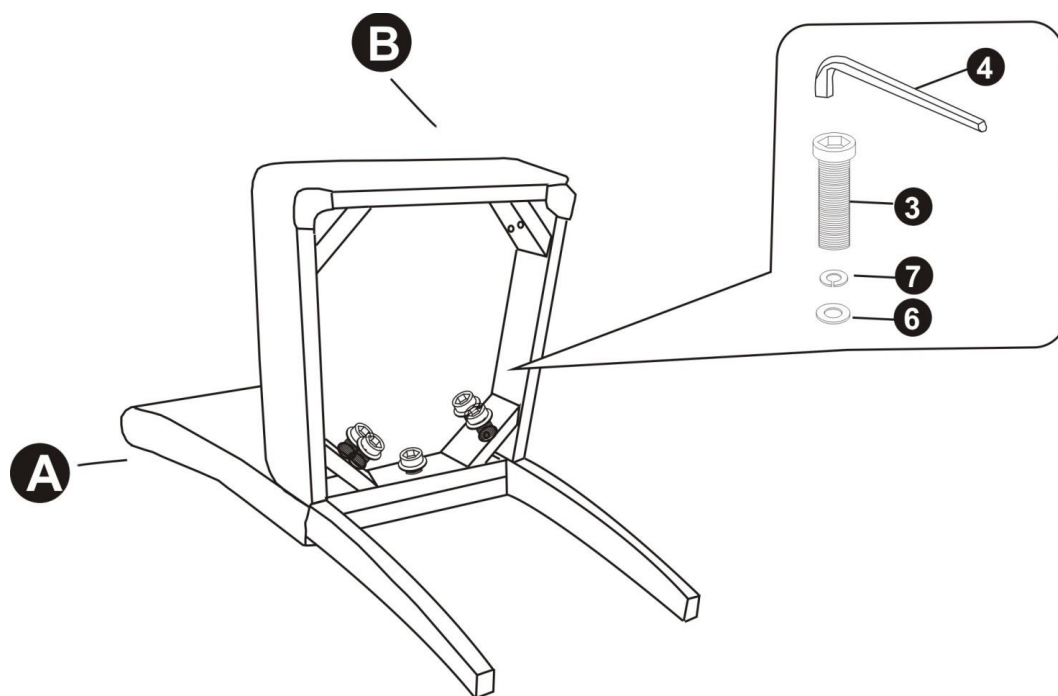
LOCK WASHER
Ø13 MM
QTY 9

NEED HELP? For help with assembly or if you are missing a part,
Please call customer service at 1-866-518-0120 (9 am to 5 pm EST)

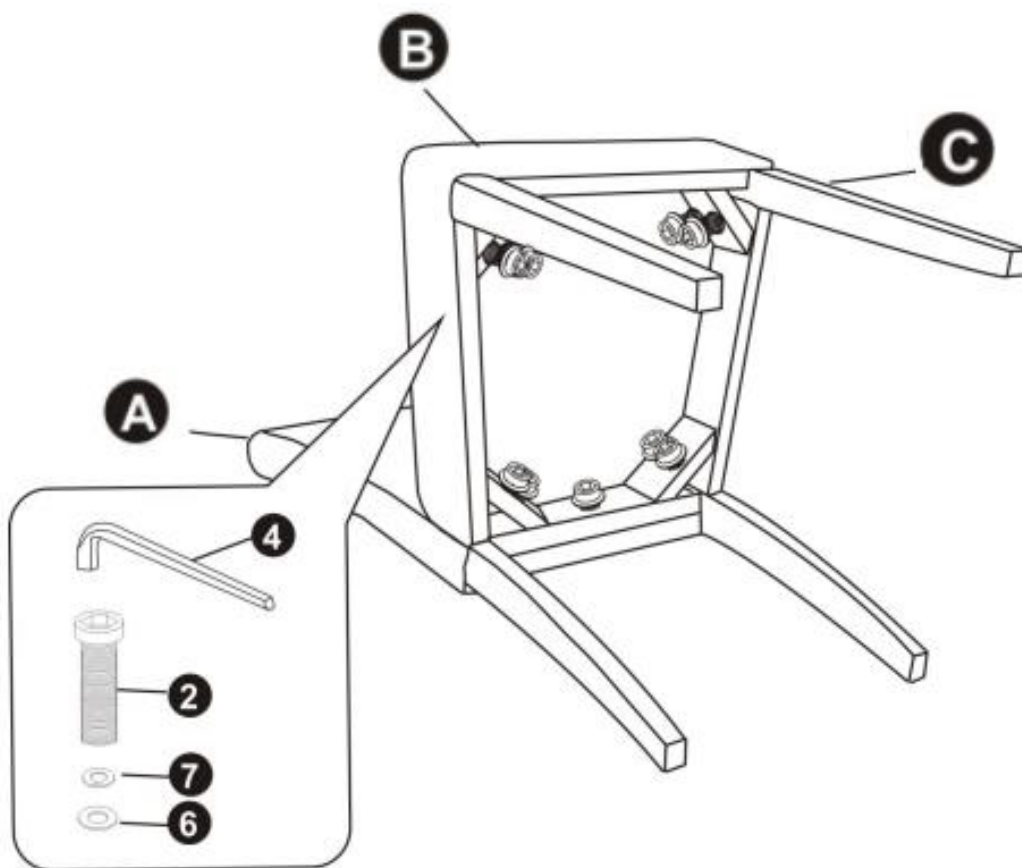
STEP 1

Insert Dowels (5) into pre-drilled holes on Seat (B).
Attach Seat (B) to Chair Back (A) using Allen Key Screw (1)
and one Washer each of (6) and (7).
Use Allen Key (4) to tighten. Do not over-tighten.

STEP 2

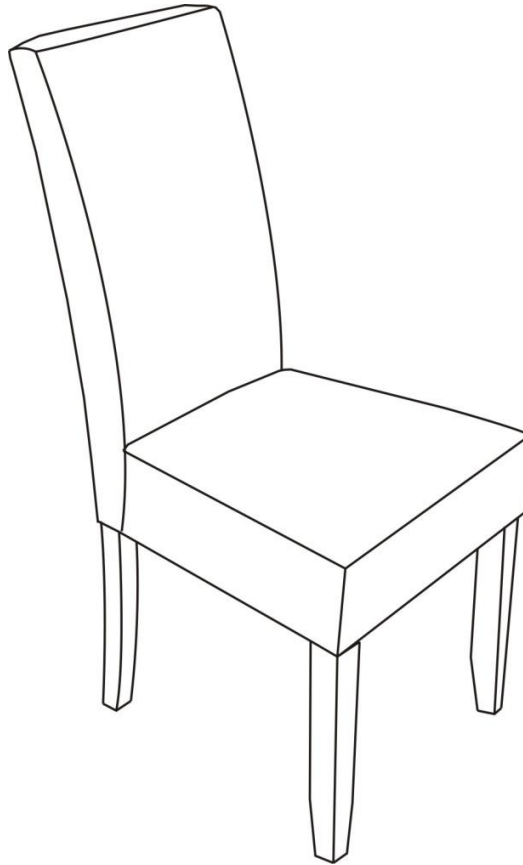


Secure Seat (B) to Chair Back (A) using Allen Keys Screws (3) and four Washers each of (6) and (7).
Use Allen Key (4) to tighten. Do not over-tighten.

STEP 3

Attach Front Legs (C) to Seat (B) using Allen Keys Screws (2) and four Washers each of (6) and (7).

Use Allen Key (4) to tighten. Do not over-tighten.

STEP 4

Place Chair on a flat level surface to ensure it is level.
If it is uneven, adjust either the Seat (B) or Front Legs (C).
Ensure the Chair is level and then fully tighten all bolts.



WARRANTY

Thank you for purchasing a **Simpli Home – Wyndenhall – Brooklyn + Max** product. These products have been made to demanding, high-quality standards and are guaranteed for domestic use against manufacturing faults for a period of 12 months from the date of purchase. This warranty does not affect your statutory rights.

In case of any malfunction of your product (failure, missing parts, etc.) please contact us at our toll-free service line at 1-866-518-0120 from 9 am to 5 pm Monday to Friday Eastern Standard Time or visit our website at www.simpli-home.com to submit a parts request.

We reserve the right to repair or replace the defective product, at our discretion.

This product is guaranteed for 12 months if used for normal purposes. Any warranty is invalid if the product has been overloaded or subject to neglect, improper use or an attempted repair by other than an authorized agent. Heavy-duty or daily professional/commercial usage are not guaranteed.

Due to continuous product improvement, we reserve the right to change the product specifications without prior notice.