

### Features

- Includes clicker drain with 1-1/4" (32 mm) metal tailpiece
- 5-3/8" (137 mm) spout reach
- Handles sold separately
- Laminar flow
- 1.2 gpm (4.5 lpm) maximum flow rate at 60 psi (4.14 bar)
- Coordinate with your choice of Artifacts handles for a personalized design
- This product can help a building earn Water Efficiency points in LEED® Green Building Rating System

### Material

- Brass
- KOHLER® finishes resist corrosion and tarnishing

### Installation

- Widespread

### Required Products/Accessories

- K-98068-3 Cross bathroom sink faucet handles  
or  
K-98068-4 Lever bathroom sink faucet handles

### Recommended Products/Accessories

- K-23726 Drain treatment  
K-23723 Faucet cleaner  
K-72567 18" Towel Bar  
K-72568 24" Towel Bar  
K-72570 24" Double Towel Bar  
K-72571 Towel Ring  
K-72572 Robe Hook  
K-72573 Pivoting toilet paper holder  
K-72576 Toilet paper carriage



### Codes/Standards









ASME A112.18.1/CSA B125.1  
NSF/ANSI/CAN 61  
NSF/ANSI/CAN 372  
All applicable US Federal and State material regulations  
DOE - Energy Policy Act 1992  
EPA WaterSense®  
California Energy Commission (CEC)  
IAPMO Certification

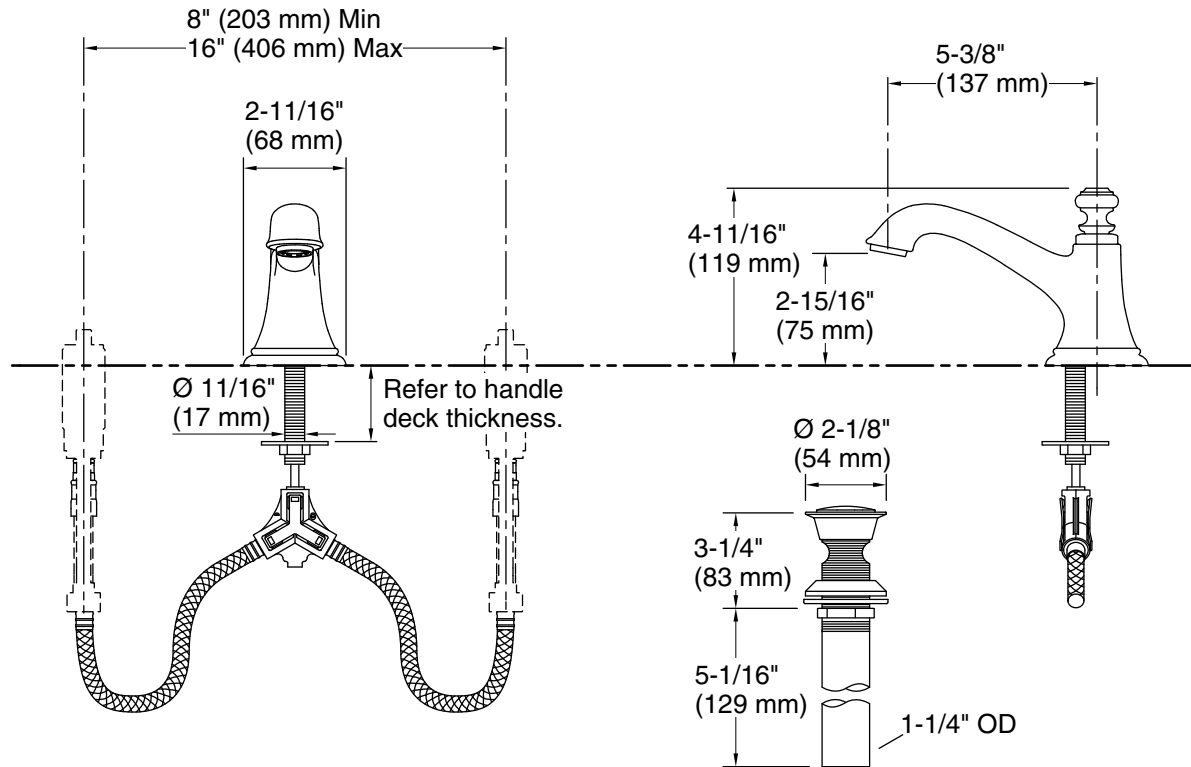
### KOHLER® Faucet Lifetime Limited Warranty

See website for detailed warranty information.

### Available Colors/Finishes

*Color tiles intended for reference only.*

Color	Code	Description
	CP	Polished Chrome
	SN	Vibrant® Polished Nickel
	AF	Vibrant® French Gold
	BN	Vibrant® Brushed Nickel
	BV	Vibrant® Brushed Bronze
	BL	Matte Black
	2MB	Vibrant® Brushed Moderne Brass
	TT	Vibrant Titanium



### Technical Information

All product dimensions are nominal.

#### Faucet:

Flow rate: 1.2 gal/min (4.5 l/min)

Drain included: Yes

#### Spout:

Spout reach: 5-3/8" (137 mm)

### Notes

Install this product according to the installation guide.