

Features

- Single lever handle is simple to use and makes adjusting water temperature easy
- High-arch swivel spout offers superior clearance for filling pitchers and cleaning
- KOHLER ceramic disc valves exceed industry longevity standards for a lifetime of durable performance
- Two-function pull-down sprayhead allows you to switch from aerated stream to Sweep™ spray
- Sweep™ spray features specially angled nozzles that form a wide, powerful blade of water to sweep your dishes and sink clean
- MasterClean™ sprayface features an easy-to-clean surface that withstands mineral buildup
- 1.5 gpm (5.7 lpm) maximum flow rate at 60 psi (4.14 bar)
- ProMotion™ technology's light, quiet braided hose and swiveling ball joint make the pull-out sprayhead easier and more comfortable to use
- DockNetik™ secure docking system locks sprayhead into place when not in use

Material

- Select KOHLER finishes feature ScratchShield™ technology which withstands even the toughest daily use
- Premium metal construction for durability and reliability

Installation

- Installs with 1-, 2-, 3-, or 4- hole sink (escutcheon plate included)
- Flexible supply lines and quick-connect fittings simplify installation
- Longer shank works with countertops up to 2½" inches thick and is easy to install.

Recommended Products/Accessories

K-23723 Faucet cleaner



ADA **CSA B651**

Codes/Standards

ASME A112.18.1/CSA B125.1

NSF/ANSI/CAN 61

NSF/ANSI/CAN 372

All applicable US Federal and State material regulations

DOE - Energy Policy Act 1992

California Energy Commission (CEC)

ADA

ICC/ANSI A117.1




CSA B651

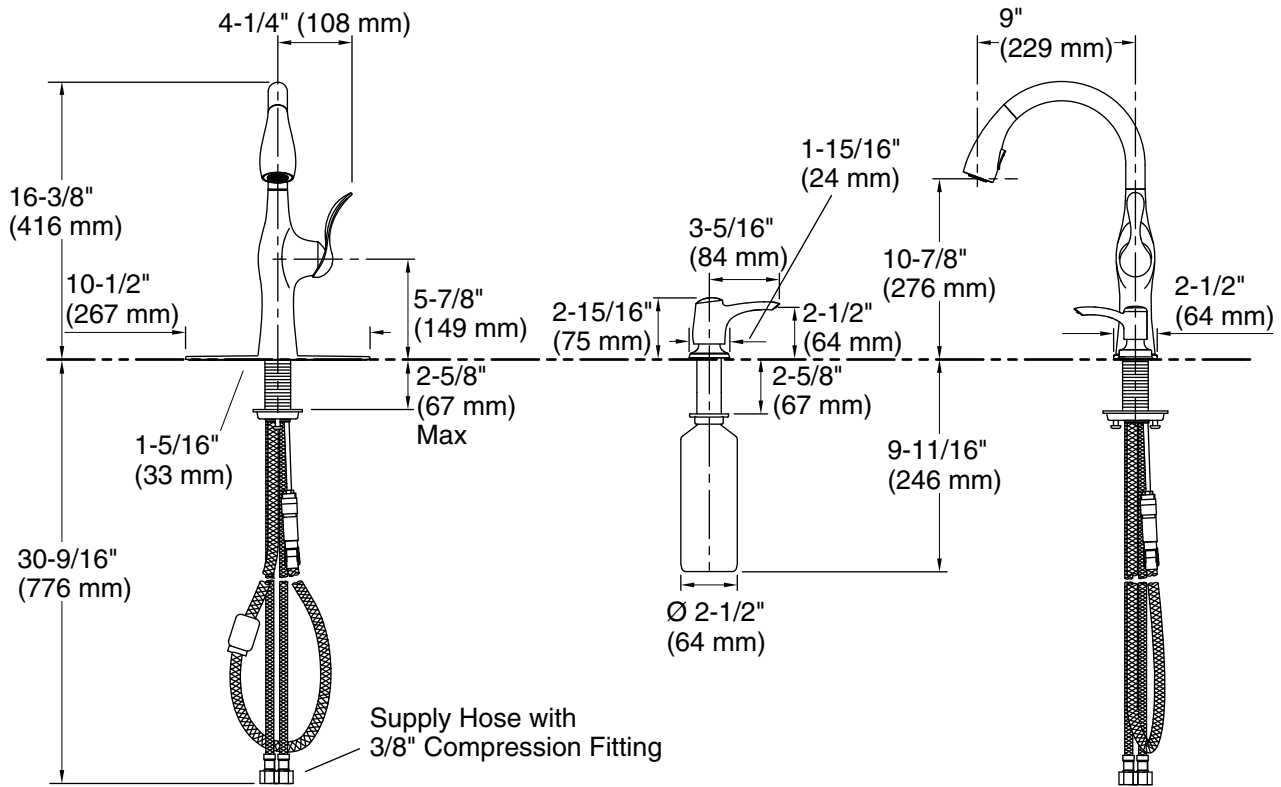
KOHLER® Faucet Lifetime Limited Warranty

See website for detailed warranty information.

Available Colors/Finishes

Color tiles intended for reference only.

Color	Code	Description
	CP	Polished Chrome
	VS	Vibrant™ Stainless
	BL	Matte Black



Technical Information

All product dimensions are nominal.

Notes

Install this product according to the installation guide.

ADA complaint for faucet handles only.

ADA, CSA B651 compliant when installed to the specific requirements of these regulations.