

Before You Start

1. Check the contents of the kit.
 - Use the backside as a reference.
2. Test the cameras and signal strength before mounting the cameras.
3. Follow the instruction.
4. Visit "www.cvtus.com/support/" for more resources.

Missing Items?

support@cvtus.com

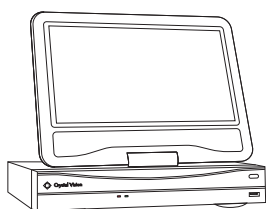
213-670-7611



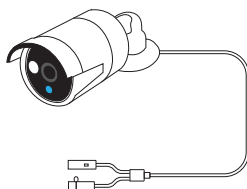
Crystal Vision

Crystal Vision Technology, Inc.
www.cvtus.com

In the Box Check List



NVR System



IP Camera



**Two Black Antennas
for NVR System**




**White Antenna
for each Camera**



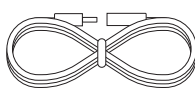
**Power Adapter
for NVR System**



**Power Adapter
for each Camera**



USB Mouse



**Extension Power Cable
for each Camera**