

#### CARE AND MAINTENANCE

Wipe clean with a soft cloth dampened in water and a mild soapy solution.  
Wipe dry with a clean and dry cloth.

This water hyacinth basket requires no maintenance, however, by keeping the furniture clean and storing it properly you can enjoy it year after year.

If there are any questions relating to missing parts, assembly issues or replacements, please send a detailed email to [hello@happimess.com](mailto:hello@happimess.com).

#### NOTICE

\* Please make sure that you have all parts indicated before you begin assembly of this item

\* This item Should be assembled on a soft surface to prevent scratching the finish during assembly

# happimess

Item # BSK2004-SET5

Product Dimensions : 10.6" W X 10.6" D X 10.6" H

#### Part List and Hardware List

PIECE	DESCRIPTION	PICTURE	QUANTITY
A	BASKET PANEL SET		1X



**Warning : Do not stand on basket**

**Warning : Do not sit on basket**








Maximum Weight Capacity: 50 lbs

**PREPARATION**

---

Estimated Assembly Time 1 minute.

		
STEP1 BASKET HAS BOTTOM AT ARROW POSITION	STEP2 THE BASKET STRUCTURE WHEN OPEN THE BOTTOM PART AT THE ARROW DIRECTION	STEP3 PUSH THE BOTTOM FROM THE TOP DOWN IN THE DIRECTION OF THE ARROW
		
STEP 4 THE BOTTOM AFTER COMPLETION	THE BASKET READY FOR USE	