



Colors:



SUITABLE COOKING STYLE & FEATURES:

○ ————— ○ ————— ●
 Minimal Everyday Heavy-Duty

860 CFM

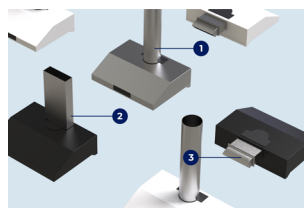
POWERFUL
SUCTION6 SPEED
SETTINGDELAY
AUTO
SHUT-OFFTOUCH
SCREEN
PANEL

UC-PS18

CONTEMPORARY STYLE UNDER CABINET

SIZES: 30" | 36"

PRODUCT DESCRIPTION



Designed to make extracting unpleasant odors, toxic fumes, and harmful chemicals from your kitchen a breeze. UC-PS18 is backed by dual motors that handles light or heavy-duty cooking with six speed settings and 860 CFM suction power. And the easy to remove baffle filters can be tossed into the dishwasher for a fast clean-up, keeping your kitchen fresh and odor-free.

WHAT'S INCLUDED

Grease Tray (1), Dishwasher-Safe Baffle Filters (2) for 30" Model | (3) for 36" Model, Top 6" Round Exhaust Adapter (1), Aluminum Foil Tape (1), Microfiber Cloth (1), Top 3 1/4" x 10" Rectangular Exhaust Adapter (1) and Rear 3 1/4" x 10" Rectangular Exhaust Adapter (1)

OVERALL PRODUCT DIMENSIONS (WxDxH)

UC-PS18 30": 29 3/4" x 22" x 8 1/8"

UC-PS18 36": 35 3/4" x 22" x 8 1/8"

WARRANTY

2-Year Limited Warranty and Lifetime
 Warranty on Motor



FEATURES & BENEFITS:

CONTEMPORARY DESIGN:

Match your kitchen upgrade perfectly with matte white, matte black, stainless steel, or black stainless finish. No need to fiddle with buttons or complicated filters.

POWERFUL SUCTION:

Utilizes different speed settings to extract harmful cooking fumes from heavy-duty cooking, high heat, and excess smoke.

VERSATILE VENTING SYSTEM:

Designed with three-way venting system to fit most kitchen vent openings.

HEAVY-DUTY BAFFLE FILTERS:

The dishwasher-safe stainless-steel baffle filters catch grease for easy removal and effortless daily maintenance.

COMPLIMENT YOUR KITCHEN DESIGN:

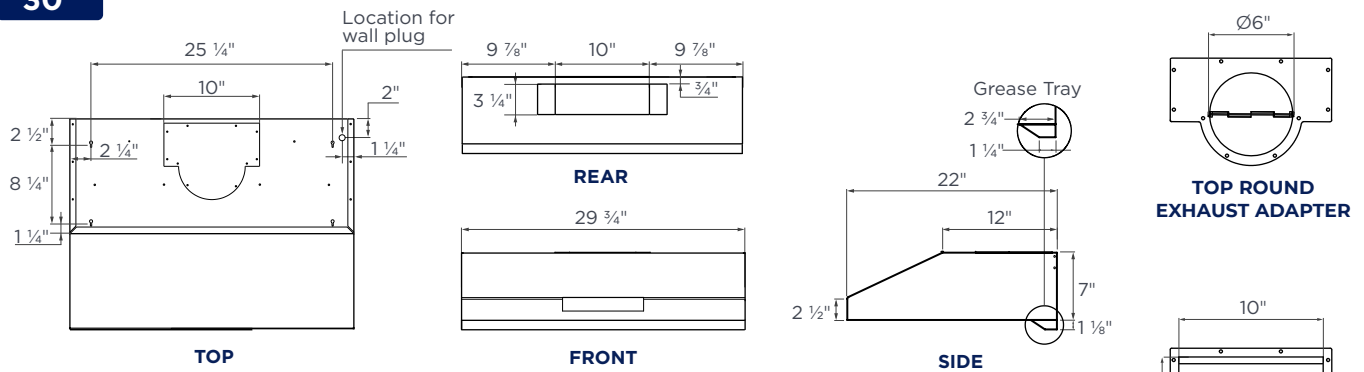
Available in matte white, matte black, stainless steel, and black stainless finish to match your kitchen design perfectly.

ADA COMPLIANT PRODUCT:

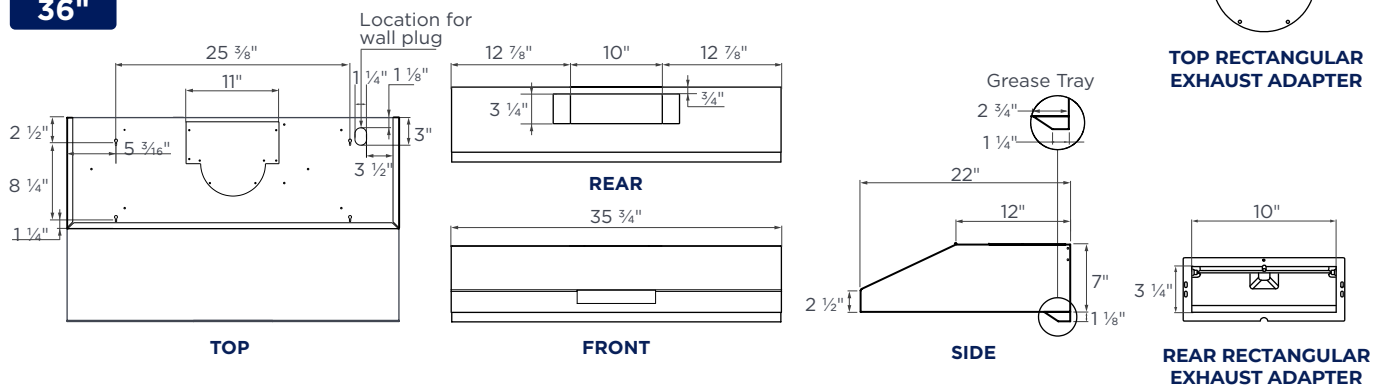
This ADA compliant range hood can be operated via remote control (HLRC1, sold separately), enhancing safety for users of all abilities.

TECHNICAL DRAWING

30"



36"



SPECIFICATIONS

SIZE	30" 36"
STYLE	Under Cabinet
RECIRCULATING	N/A
CLEANING FUNCTION	N/A
NOISE LEVEL	1.5 to 7.0 Sones
LIGHT COLOR TEMP.	Warm / 3000 Kelvin
LUMENS	200
LIGHT BULB	3W LED (GU10 Base)
LIGHT INTENSITY	1 Level
DELAY FUNCTION	Yes
CONTROL	Touch Panel
SPEED SELECTIONS	6 Levels
SPECIAL FEATURES	3-Way Ventilation Options / ADA Compliant (Remote Sold Separately. P#: HLRC1)

COOKING STYLE	Heavy-Duty
EQUIVALENT AIRFLOW	860 CFM
LABORATORY AIRFLOW	500 CFM
TOP VENTING	6" Round or 3 1/4" x 10"
REAR VENTING	3 1/4" x 10"
MOTOR	Dual
AMPERAGE	2.3
WATTAGE	276
VOLTAGE	120
CONNECTION	Plug-In
GROSS WEIGHT, LBS.	30": 49 36": 55.1
NET WEIGHT, LBS.	30": 41 36": 47
DIMENSIONS (WxDxH)	30": 29 3/4" x 22" x 8 1/8" 36": 35 3/4" x 22" x 8 1/8"