

BT-1 BLUETOOTH MODULE



Bluetooth Module for Solar Charge Controllers

Version 1.0



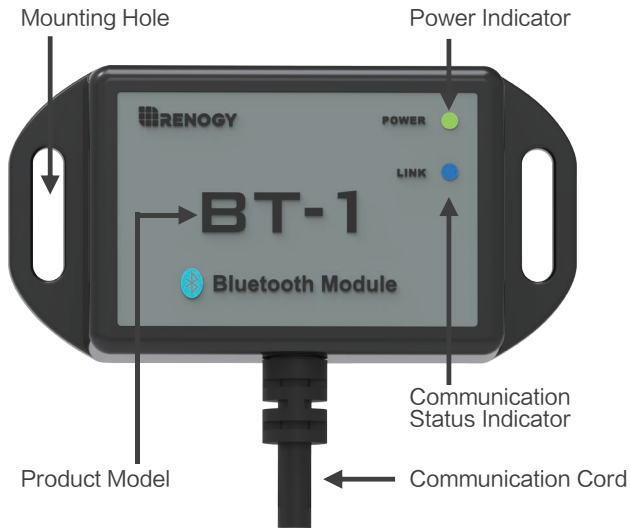
General Information

The Renogy BT-1 is a great addition to any compatible Renogy solar charge controllers. Powered by its RJ12 communication port, the BT-1 provides wireless monitoring of system data and allows users to change parameters through the Renogy BT/Renogy DCHome smart phone App.

Key Features

- Wirelessly monitor and control compatible solar charge controllers via Bluetooth
- Connects to our user-friendly smart phone App, Renogy BT/Renogy DCHome, to keep track of your system
- Embedded exclusive Bluetooth chip with high efficiency and low energy consumption
- Bluetooth 4.2 and BLE technology provides fast and uninterrupted communication
- Powered directly through RJ12 communication port
- Signal range up to 82ft
- Two LED lights indicate the power and Bluetooth connection condition

Identification of Parts



Operation

■ Connection

Connect the BT-1 Bluetooth module to any Renogy solar charge controller with an RJ12 port and RS232 communication protocol.



■ Communication status indicator

Green Power Indicator:

	Status	Note
Power Indicator	Solid (Green)	Power On
	Off	Power Off

Blue Communication Indicator:

	Status	Note
Link Indicator	Flashing (Blue)	Communicating
	Off	Stand by

■ Compatible Models

Compatible Models	All Renogy Controllers with RJ12 port
Communication Protocol	RS232
Port Type	RJ12

Technical Specifications

Description	Parameter
Model	BT-1
Input Voltage	12V
Standby Power Consumption	0.04W
Operating Power Consumption	0.05W
Communication Range	≤82ft
Serial Baud Rate	Fixed Baud Rate 9600bps
Communication Protocol	RS232
Port Type	RJ12
Cable Length	5.00m (16.4ft)
Dimensions	67.3 X 35 X 14mm
	2.65 X 1.38 X 0.55in
Installation Dimensions	67.3 φ3.5mm (2.66 φ 0.14in)
Operation Temperature	-20 C ~85 C (-4°F to 185°F)
Protection Grade	IP54
Weight	130g(4.58oz)





To Download App


1. The Android version of the Renogy BT APP is available to download on Renogy.com and the Google Play Store.
In the Google Play Store, simply search “Renogy BT” or “Renogy DCHome” in App store to download.
2. For IOS version, simply search “Renogy BT” or “Renogy DCHome” in App store to download.
 - The admin password in App is **135790123**
3. How to Connect via Bluetooth
Please ensure your device’ s Bluetooth setting is turned on.
Select:
Configuration > Search Devices > Device

The green indicator on the BT-1 will turn on once it has successfully connected to the power.

The blue indicator on the BT-1 will blink once it has successfully connected and during communication.



Renogy reserves the right to change the contents of this manual without notice.

US |  2775 E Philadelphia St, Ontario, CA 91761, USA
 909-287-7111
 www.renogy.com
 support@renogy.com

CA |  <https://ca.renogy.com>
 supportca@renogy.com

CN |  苏州高新区科技城培源路1号5号楼-4
 400-6636-695
 <https://www.renogy.cn>
 support@renogy.cn

AU |  <https://au.renogy.com>
 supportau@renogy.com

UK |  <https://uk.renogy.com>
 supportuk@renogy.com

JP |  <https://www.renogy.jp>
 supportjp@renogy.com

DE |  <https://de.renogy.com>
 supportde@renogy.com