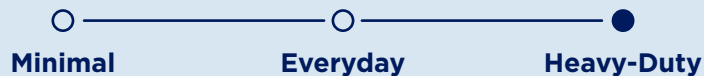




SUITABLE COOKING STYLE & FEATURES:



WM-590

CONTEMPORARY STYLE WALL MOUNT

SIZES: 30"

PRODUCT DESCRIPTION



Some appliances were made to stand out — in a good way. This black stainless steel wall-mount canopy range hood is one of those. Forget the clunky, obtrusive range hoods of the past that only offered mediocre functionality. The WM-590 30" range hood was designed to complement your kitchen's aesthetic with its sleek finish and modern lines.

WHAT'S INCLUDED

Dishwasher-Safe Baffle Filters (2), Lower Chimney Cover (1), Upper Chimney Cover (1), Chimney Bracket (1), Grease Cup (1) and Top 6" Round Exhaust Adapter (1)

OVERALL PRODUCT DIMENSIONS (WxDxH)

WM-590 30": 29 3/4" x 19 3/4" x 25" - 43 1/2"

WARRANTY

2-Year Limited Warranty and Lifetime Warranty on Motor



FEATURES & BENEFITS:

ODOR-FREE KITCHEN:

Sick of smelling last night's meal all over your house? This black stainless steel range hood sucks away toxic odors, fumes, and chemicals fast before they can linger.

SMUDGE-RESISTANT FINISH:

No need to worry about fingerprints and smudges leaving their mark on your range hood. The modern black stainless steel finish keeps things looking new and clean.

PERFECT FOR HIGH CEILINGS:

The black stainless range hood fits kitchens with up to 10-foot ceilings with our extension (CHE008, sold separately).

EASILY CONVERT TO DUCTLESS:

Fits 6" duct or convert to ductless with our effective charcoal filters (CFI001, sold separately). These filters trap grease particles from fumes and deodorize cooking smells.

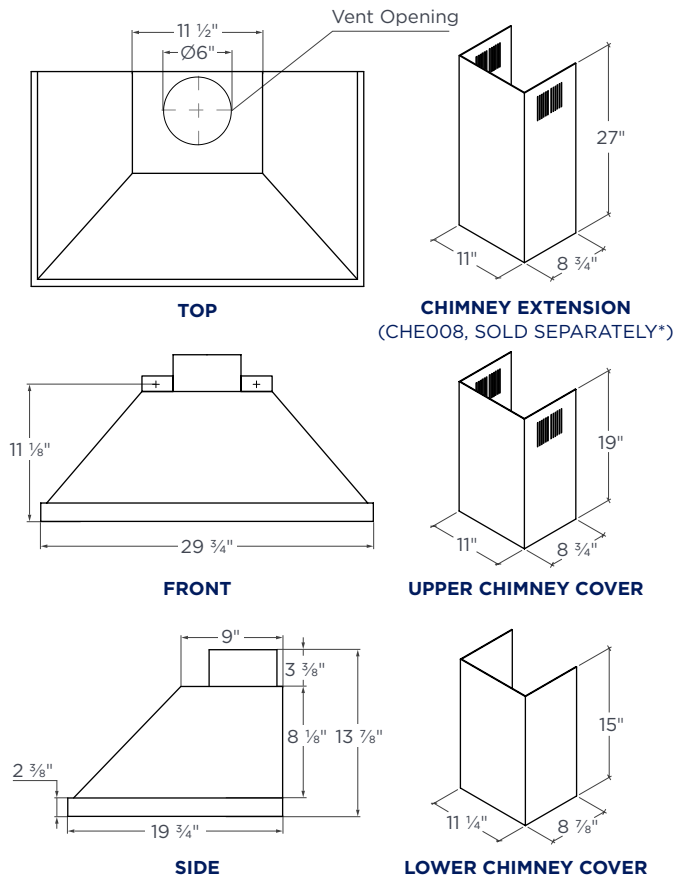
DISHWASHER-SAFE BAFFLE FILTERS:

We know your time is valuable. That's why we design our wall chimneys to be simple to clean and maintain. Pop out the baffle filters and run them in your next dishwasher cycle. Simple.

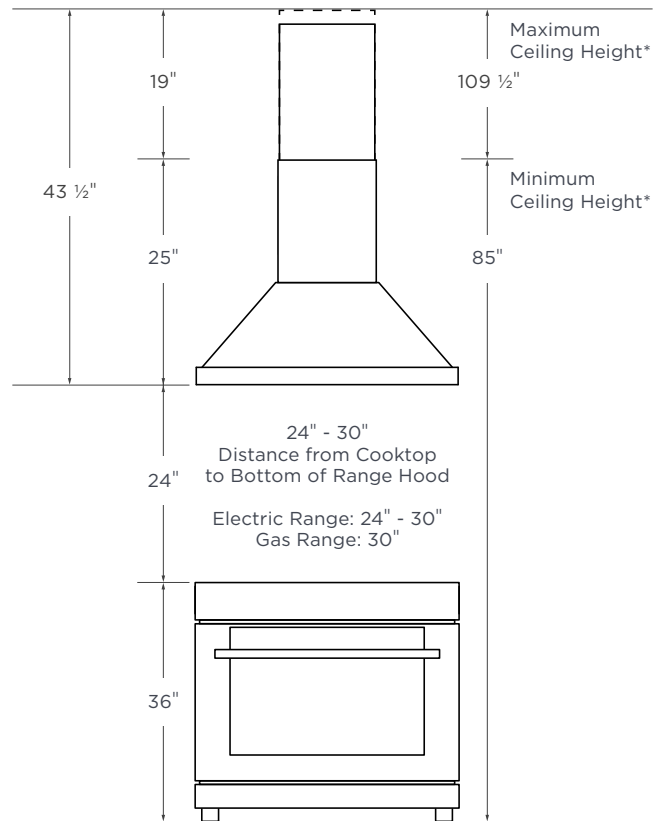
ADA COMPLIANT PRODUCT:

This ADA compliant range hood can be operated via remote control (HLRC1, sold separately), enhancing safety for users of all abilities.

TECHNICAL DRAWING



CEILING HEIGHT GUIDE



*This height range represents the standard maximum and minimum heights. Additional extension (CHE008) requires a separate purchase.

SPECIFICATIONS

SIZE	30"
STYLE	Wall Mount
RECIRCULATING	Yes (Charcoal Filters Required)
CLEANING FUNCTION	N/A
NOISE LEVEL	1.5 to 6.5 Sones
LIGHT COLOR TEMP.	Warm / 3000 Kelvin
LUMENS	200
LIGHT BULB	3W LED (Integrated)
LIGHT INTENSITY	1 Level
DELAY FUNCTION	Yes
CONTROL	Touch Buttons
SPEED SELECTIONS	3 Levels
SPECIAL FEATURES	Dishwasher-Safe Baffle Filters / ADA Compliant (Remote Sold Separately. P#: HLRC1)

COOKING STYLE	Heavy-Duty
EQUIVALENT AIRFLOW	860 CFM
LABORATORY AIRFLOW	450 CFM
TOP VENTING	6" Round
REAR VENTING	N/A
MOTOR	Single
AMPERAGE	1.8
WATTAGE	216
VOLTAGE	120
CONNECTION	Plug-In
GROSS WEIGHT, LBS.	36
NET WEIGHT, LBS.	30.5
DIMENSIONS (WxDxH)	29 $\frac{3}{4}"$ x 19 $\frac{3}{4}"$ x 25" - 43 $\frac{1}{2}"$