

## Features

- One-piece, self-contained ceramic disc valve allows both volume and control
- Clicker drain with tailpiece and overflow
- 5-11/16" (144 mm) spout reach
- 1.2 gpm (4.5 lpm) maximum flow rate at 60 psi (4.14 bar)
- Single lever handle allows for both on/off activation and temperature setting
- KOHLER® ceramic disc valves exceed industry longevity standards for a lifetime of durable performance
- Laminar flow
- Flexible supplies for simplified installation
- This product can help a building earn Water Efficiency points in LEED® Green Building Rating System

## Material

- Brass
- KOHLER® finishes resist corrosion and tarnishing

## Installation

- Flexible connections for easy installation
- Single hole

## Recommended Products/Accessories

K-23726 Drain treatment  
K-23723 Faucet cleaner  
K-72567 18" Towel Bar  
K-72568 24" Towel Bar  
K-72570 24" Double Towel Bar  
K-72571 Towel Ring  
K-72572 Robe Hook  
K-72573 Pivoting toilet paper holder  
K-72576 Toilet paper carriage  
K-75449 Escutcheon plate



**ADA**

**CSA B651**

**OBC**

## Codes/Standards






ASME A112.18.1/CSA B125.1  
NSF/ANSI/CAN 61  
NSF/ANSI/CAN 372  
All applicable US Federal and State material regulations  
DOE - Energy Policy Act 1992  
EPA WaterSense®  
California Energy Commission (CEC)  
ADA  
ICC/ANSI A117.1  
CSA B651  
OBC  
IAPMO Certification

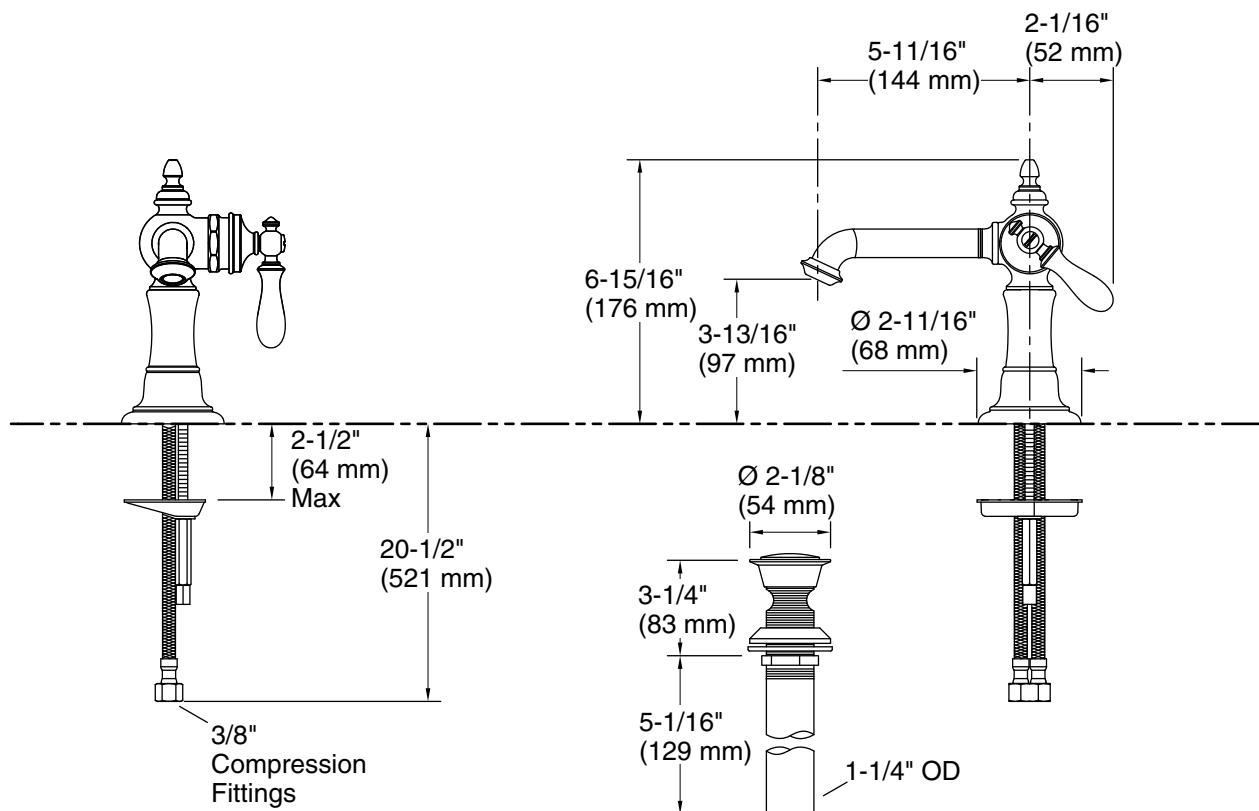
## KOHLER® Faucet Lifetime Limited Warranty

See website for detailed warranty information.

## Available Colors/Finishes

*Color tiles intended for reference only.*

Color	Code	Description
	CP	Polished Chrome
	SN	Vibrant® Polished Nickel
	AF	Vibrant® French Gold
	BN	Vibrant® Brushed Nickel
	BV	Vibrant® Brushed Bronze



## Technical Information

All product dimensions are nominal.

### Faucet:

Flow rate: 1.2 gal/min (4.5 l/min)

Drain included: Yes

Drain with overflow: No

### Spout:

Spout reach: 5-11/16" (145 mm)

## Notes

Install this product according to the installation guide.

ADA compliant for handles only.

ADA, OBC, CSA B651 compliant when installed to the specific requirements of these regulations.