

Explorer™ is an artful blend of reclaimed wood and natural stone for an urban aesthetic. High-definition printing pairs wood striations with stone veining in soft, alluring neutrals.

EXPLORER™

Glazed Porcelain





Milan



London



Barcelona



Paris

Mosaics



Milan






London



Barcelona



Paris

SIZES			
	12" x 24" 11.81" x 23.62"	13" x 13" Mesh 12.60" x 12.60"	3" x 12" Floor SBN
	9mm	8mm	9mm
	18	N/A	N/A
	Matte	Matte	Matte
	Pressed	Cut	Cut/Rounded
	Grout Joint Recommendation	1/8"	1/8"

Testing	Abrasion Resistance C1027	Breaking Strength C648	Chemical Resistance C650	Water Absorption C373	DCOF ANSI A137.1	Scratch Hardness MOHS	Shade Variation Rating
	IV	≥300 lbf	Resistant	≤0.50%	>0.60	7	V2

Product and Installation Details | ANSI A108.02
Section 4.3.8.2 - For running bond/brick joint patterns utilizing tiles (square or rectangular) where the side being offset is greater than 18" (nominal dimension), the running bond offset will be a maximum of 33% unless otherwise specified by the tile manufacturer. If an offset greater than 33% is specified, specifier and owner must approve mock-up and lippage.



- Sustainability Attributes

- Red List Free
 - Health Product Declaration (HPD) provided upon request
 - Product Packaging is 100% recyclable
- VOC Free
 - Recycled Content 0% Pre-Consumer

*For more information visit www.emser.com. Always consult a professional for proper usage and installation.