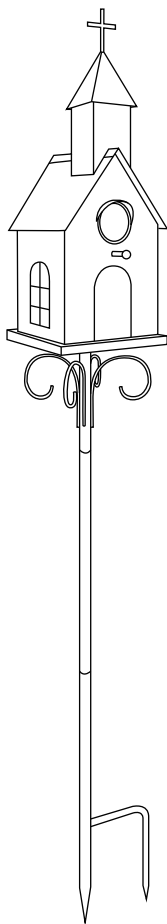


## ASSEMBLY INSTRUCTION




Please carefully unpack and identify each component before beginning assembly. Before you begin, please refer to parts list to make sure that you have all parts. Please take care when assembling the unit and always place the parts on a clean, soft surface. If you require assistance with assembly or parts, please call 888-357-7263.

Get social with us and discover more about our products, tips and exclusive discounts!



HARDWARE UST

(A)



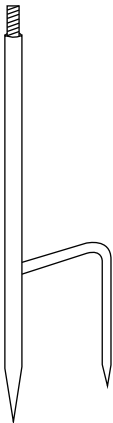
QTY: 1

(C)



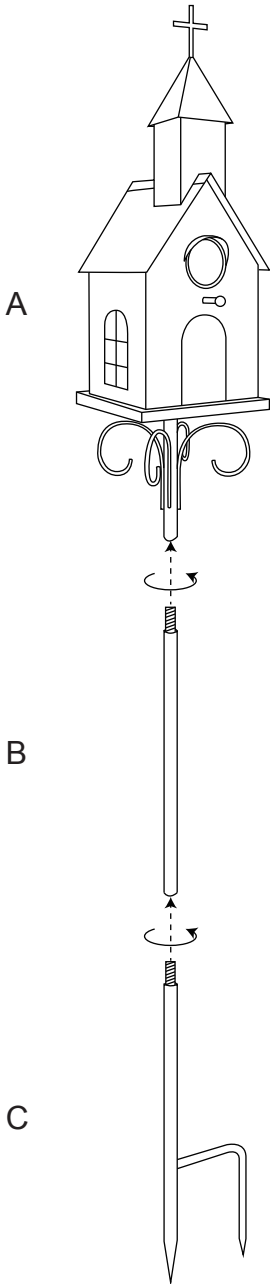
QTY: 1

(D)

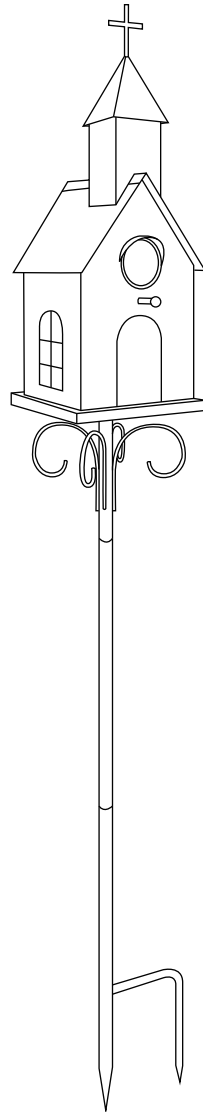


QTY: 1

STEP 1



STEP 2



glitzhome<sup>®</sup>

---

**Glitzhome ,LLC.**

Toll free 888-357-7263  
[customerservice@glitzhome.com](mailto:customerservice@glitzhome.com)