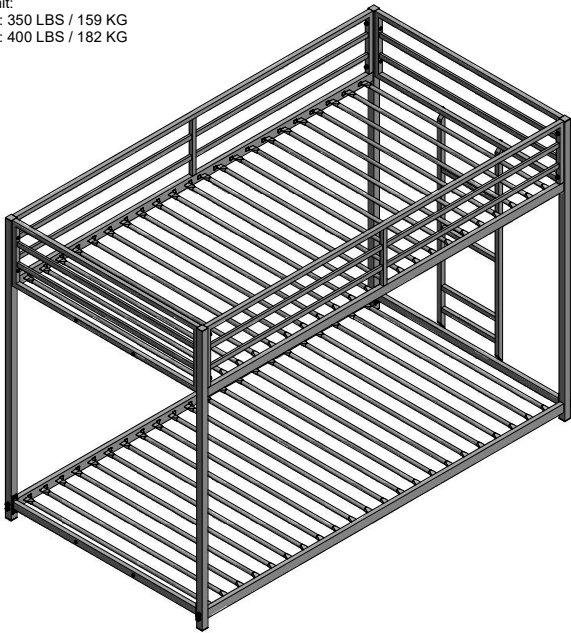


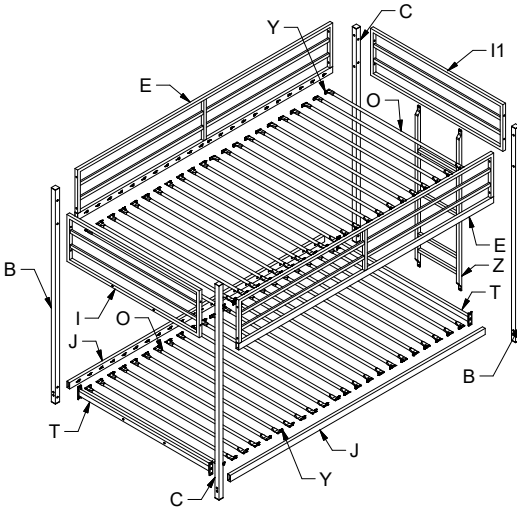
Weight Limit:  
Upper Bed: 350 LBS / 159 KG  
Lower Bed: 400 LBS / 182 KG



1

When replacement request, please tell us  
Component Alphabet and Model Number.

B	2PCS
C	2PCS
E	2PCS
I	1PC
I1	1PC
J	2PCS
T	2PCS
O	44PCS
Z	1PC
Y	88PCS



2

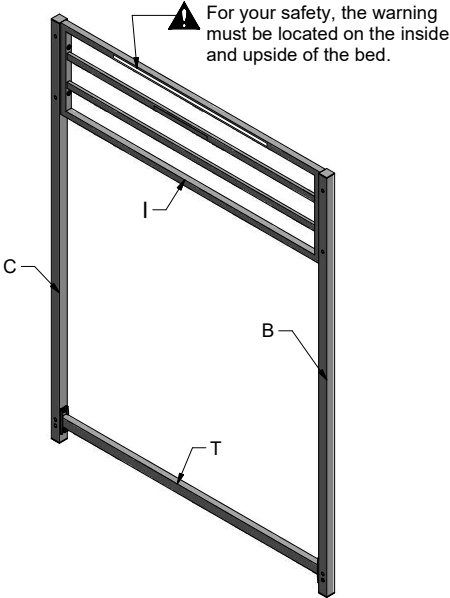
1		5/16"x60mm	8PCS
2		1/4"x45mm	8PCS
3		1/4"x38mm	8PCS
4		1/4"x18mm	16PCS
5			1PC
6			1PC

Hardware Pack

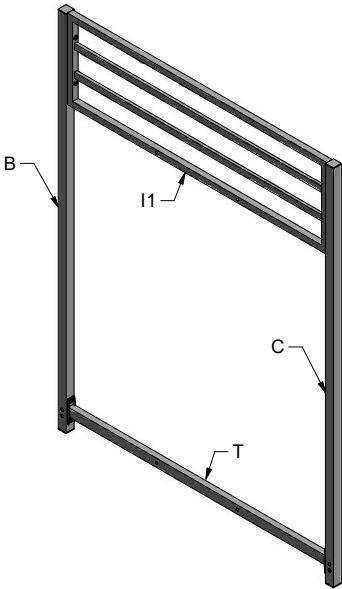
TPEUS004H010(Black)		TTPEUS004H010-00
TPEUS004H011(Black)		
TPEUS004H020(White)		TTPEUS004H020-00
TPEUS004H021(White)		

Partially thread the bolts, leaving half of the threads exposed, unless indicated in the step-by-step instructions.

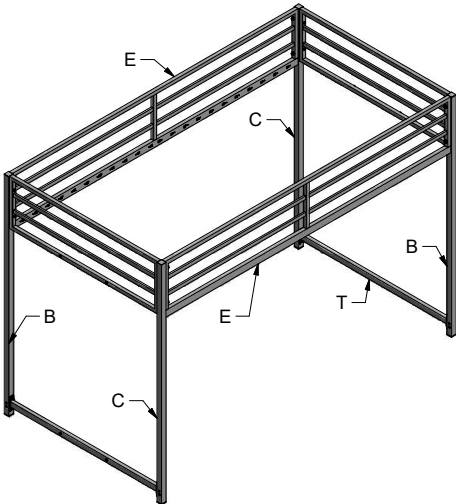
3



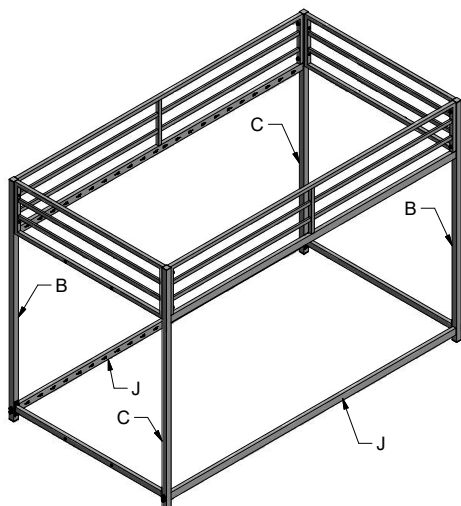
4



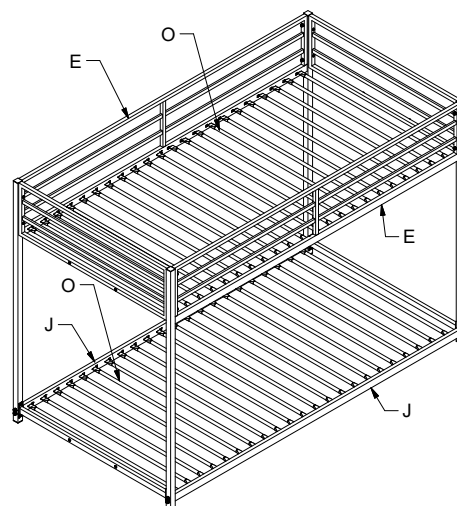
5



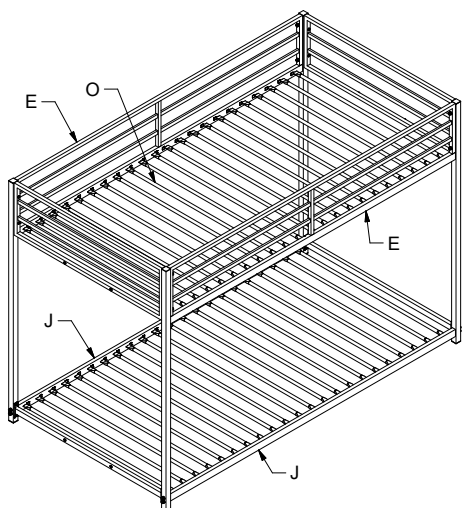
6



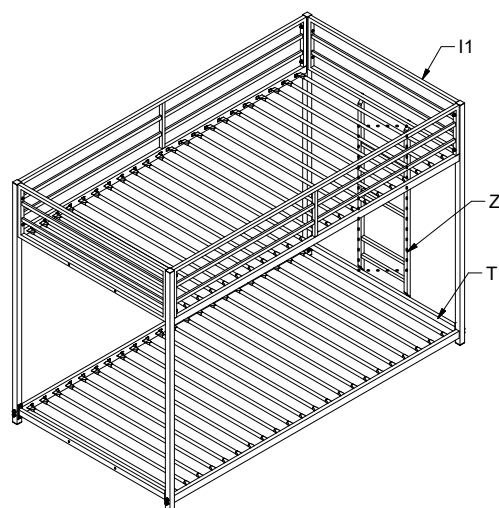
7



8

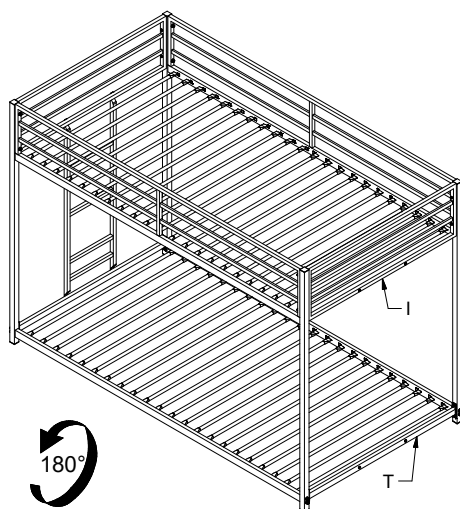


9



The ladder can be on the opposite side by rotating the bed 180°.

10



The ladder can be on the opposite side by rotating the bed 180°.

Tighten all bolts after assembly completed.

# WARNING

## Bunk bed: Twin / Twin

- **STRANGULATION HAZARD** - Never attach or hang items to any part of the bunk bed that are not designed for use with the bed; for example, but not limited to, hooks, belts and jump ropes.
- Follow the information on the warnings appearing on the upper bunk end structure and on the carton. Do not remove warning label from bed.
- The mattress platform is designed to support a mattress without the need for a posture board or box spring.
- Always use the recommended size mattresses or mattress supports, or both, to help prevent the likelihood of entrapment or falls.
- Use only mattresses which are **74" - 75"** long and **37½" - 38½"** wide on the upper bed and **74" - 75"** long and **37½" - 38½"** wide on the lower bed. Ensure thickness of mattress does not exceed **6"**. Surface of mattress must be at least **5" (127 mm)** below the upper edge of guardrails. For your comfort, we suggest a minimum mattress thickness of **4"**.
- Do not allow children under **6** years of age to use the upper bunk.
- Always use guardrails on both long sides of the upper bunk. If the bunk bed will be placed next to the wall, the guardrail that runs the full length of the bed should be placed against the wall to prevent entrapment between the bed and wall (applicable for bunk beds with full length guardrails on one side).
- Periodically check and ensure that the guardrail, ladder, and other components are in their proper position, free from damage, and that all connectors are tight.
- Do not allow horseplay on or under the bed and prohibit jumping on the bed.
- Do not use substitute parts. Contact the manufacturer or dealer for replacement parts.
- Replacement parts, including additional guardrails, may be obtained from any of our dealers.
- Use of a night light may provide added safety precaution for a child using the upper bunk.
- The use of water or sleep flotation mattresses is prohibited.
- Always use the ladder for entering and leaving the upper bunk.
- Prohibit more than one person on upper bunk.
- Keep these instructions for future reference.