

2-DRAWER WRITING DESK

HO8799- Espresso

HO8800- White

HO8801- Black

HO8797- Agate Green

HO8796- Agate Gray

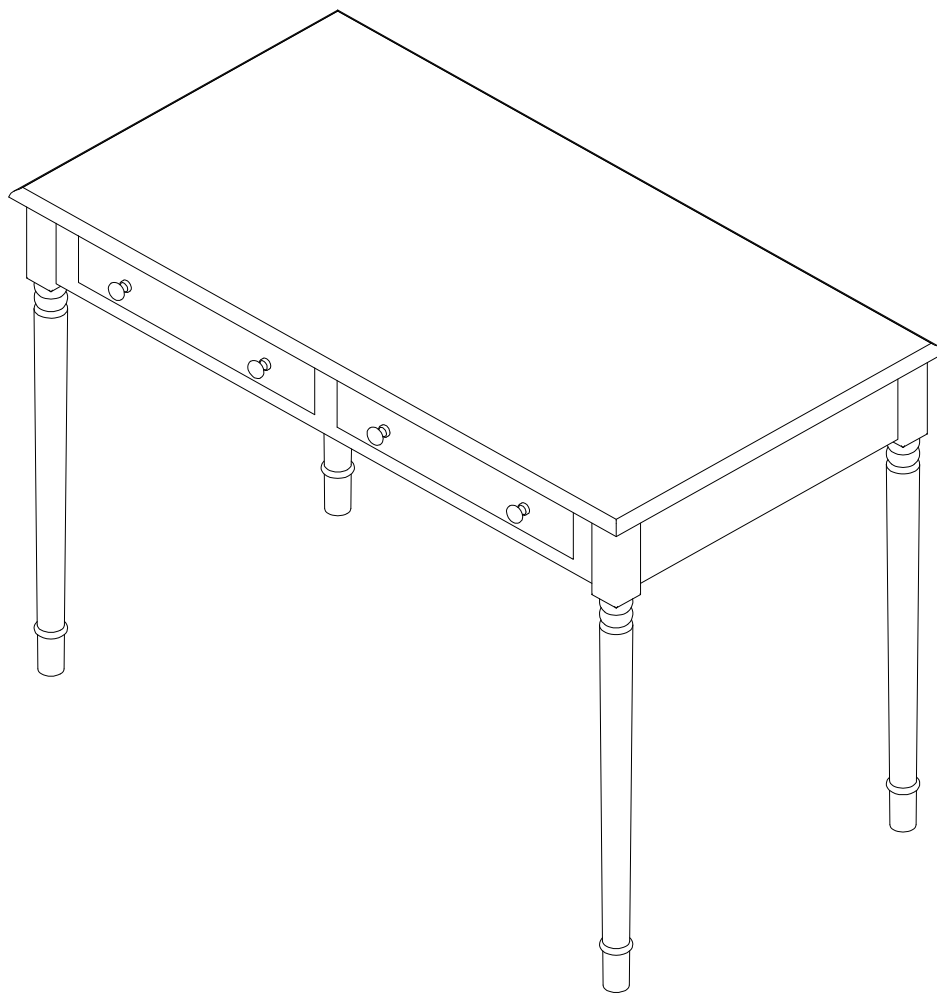


Southern
ENTERPRISES

For assistance with assembly, contact:
Southern Enterprises Inc.
Customer Service 1-800-633-5096
service@seidal.com
www.seidal.com

Assembly Instructions

PO# :



2-DRAWER WRITING DESK

Parts List

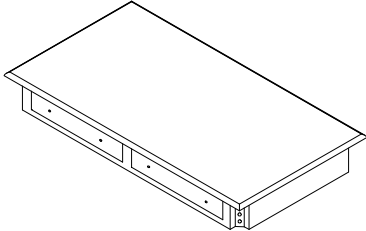
Please review all parts and hardware before disposing of any packaging.

Call Customer Service if missing hardware.

Using hardware that is too long will cause damage.

Before beginning assembly, separate each type of hardware. Carefully study the hardware diagrams below. You may receive extra hardware with your unit.

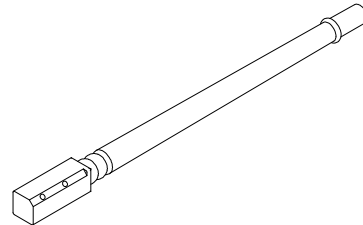
1



Quantity
Of 1

Top Frame

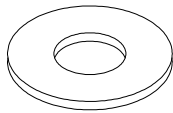
2



Quantity
Of 4

Leg

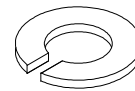
A



Quantity
Of 8

Flat Washer

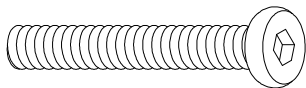
B



Quantity
Of 8

Spring Washer

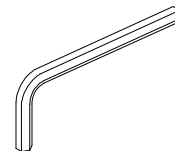
C



Quantity
Of 8

Allen Bolt

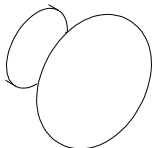
D



Quantity
Of 1

Allen Wrench

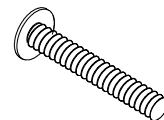
E



Quantity
Of 4

Handle

F



Quantity
Of 4

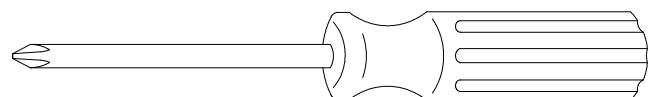
Bolt

Care and Cleaning Instructions:

Before using, wipe with a clean, dry cloth. Periodically apply furniture wax to renew the finish. Avoid rubbing or scratching the surface with rough or abrasive objects.

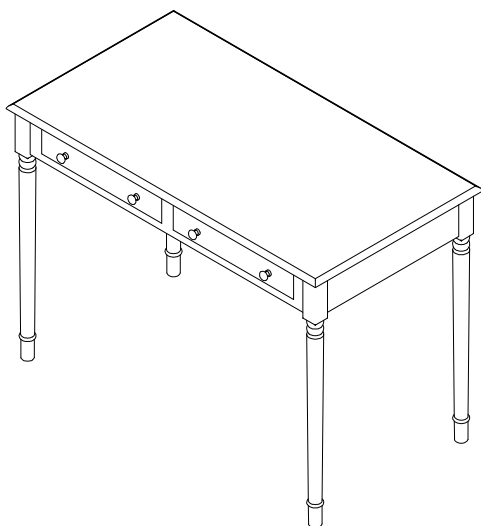
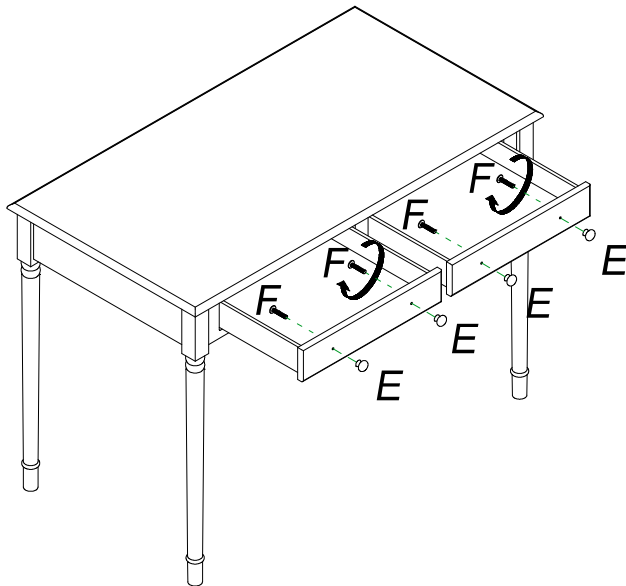
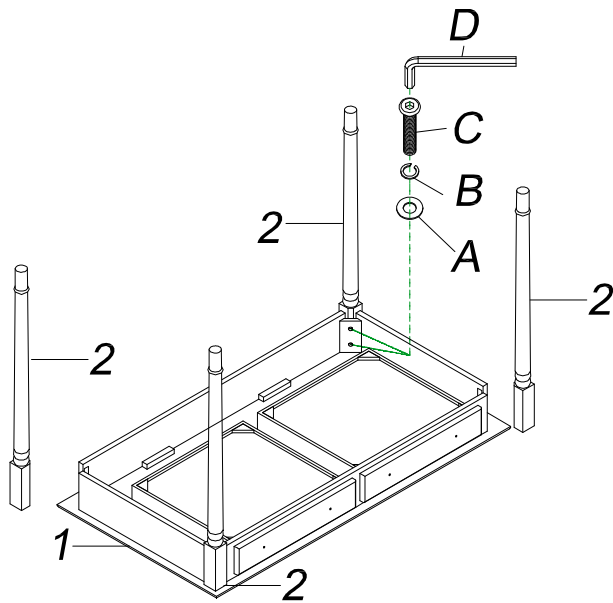
For replacement parts or questions, please call customer service at 1-800-633-5096.

**Assembly Tool Required No.2 Phillips
Screwdriver (Not Included)**



2-DRAWER WRITING DESK

Assembly Instruction



Place Top Frame **(1)** upside down on a soft working surface.

Insert Flat Washers **(A)** and Spring Washers **(B)** into Allen Bolts **(C)** to attach the Legs **(2)** into corner block with Allen Bolts **(C)**.

Fasten the Allen Bolt **(B)** with Allen Wrench **(D)**.

Open the drawer.

Attach the Handles **(E)** onto the drawer face using Bolts **(F)**.

Tighten Bolts **(F)** with a Phillips screwdriver.

Turn the assembly right side up.

Max loading weight:40LB

Parts Replacement Form

Customer Information

Name _____

Address _____

City/State/Zip Code _____

Phone Number _____

Please indicate where you purchased this item: Store/Website/Catalog

Please indicate color/size/style number:

Style No	Parts Letter	Parts Description	Quantity Needed
_____	_____	_____	_____
_____	_____	_____	_____
_____	_____	_____	_____

Please immediately examine this product carefully. Any request for missing parts or damage replacement must be received within 90 days of your receipt of the product. Replacement, if available, will be honored within this time frame. Parts will not be available for items arriving fully assembled. We do not recommend mowe are not responsible for any damages due to product modification(s). If damages or missing parts are not reported within 90 days of your receipt, we are under no obligation to provide parts or replacement merchandise.

Please contact Southern Enterprises at 800-633-5096 or in Dallas 972-869-0111/ 9am – 4pm Mon-Fri Central time if you have product issues or email us at service@seidal.com. Please ask for customer service representative for issues involving damages or replacement parts. Please ask for technical assistance representative for any issues with product and assembly/construction.

Please contact the retailer that you purchased from for returns.



Southern
ENTERPRISES

Customer Service 1-800-633-5096

service@seidal.com

Southern Enterprises, Inc.

600 Freeport Parkway, Suite 200

Coppell, Texas 75019