

Features

- Showerhead features an advanced spray engine provides three spray options: powerful massage, intense drenching, or wide coverage
- Wide coverage spray produces an encompassing spray for everyday use
- Intense drenching spray delivers a forceful spray ideal for rinsing shampoo from hair
- Powerful massage spray is a focused stream that targets sore muscles, or use as a utility spray to rinse kids, pets, and your shower
- MasterClean™ sprayface features an easy-to-clean surface that withstands mineral buildup
- Single lever handle allows for both on/off activation and temperature setting
- Box includes: 1.8 gpm showerhead, shower arm and flange, valve trim plate, diverter spout with 1/2" NPT or slip-fit connection, and Rite-Temp® pressure-balancing valve with 1/2" connections
- Showerhead has a maximum flow rate of 1.8 gpm (gallons per minute)

Material

- Select KOHLER finishes feature ScratchShield® technology which withstands even the toughest daily use
- Premium material construction for durability and reliability

Technology

- Rite-Temp® technology automatically maintains water temperature within +/- 3°F for anti-scalding protection and precise control

Adapters, Rough-in and Extension Kits

K-10350-NA

Recommended Products/Accessories

K-23723 Faucet cleaner



Codes/Standards



ASME A112.18.1/CSA B125.1
ASSE 1016/ASME A112.1016/CSA B125.16
DOE - Energy Policy Act 1992
EPA WaterSense®
California Energy Commission (CEC)

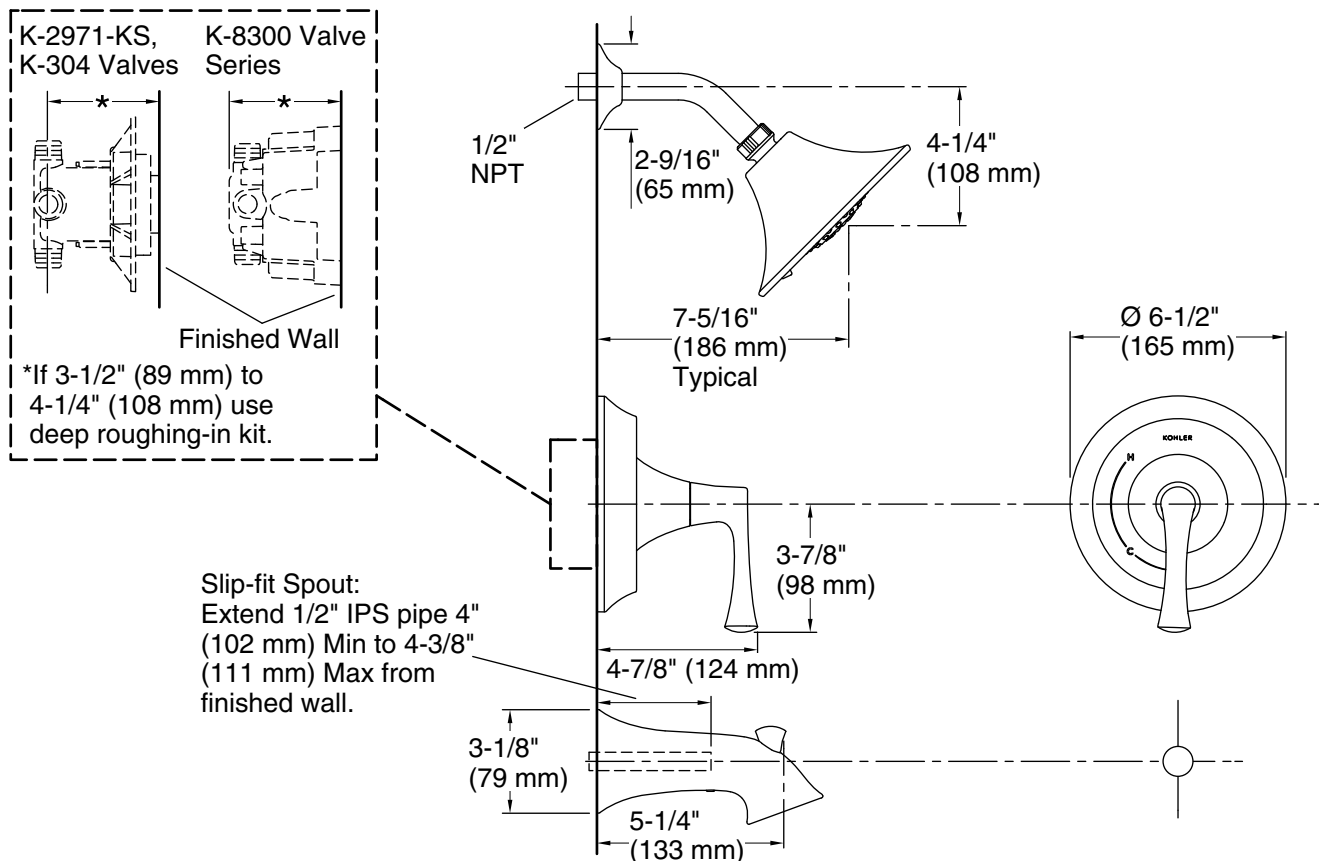
KOHLER® Faucet Lifetime Limited Warranty

See website for detailed warranty information.

Available Colors/Finishes

Color tiles intended for reference only.

Color	Code	Description
	CP	Polished Chrome
	BN	Vibrant® Brushed Nickel



Technical Information

All product dimensions are nominal.

Shower Valve:

Flow Rate (Max) @ 45 psi	5 gal/min (18.9 l/min)
Pressure:	45 psi (3.1 bar)
Maximum (Static) Pressure:	125 psi (8.6 bar)
Minimum (Operating) Pressure:	20 psi (1.4 bar)

Showerhead/Body Spray:

Rated maximum flow:	1.8 gal/min (6.8 l/min)
Pressure:	80 psi (5.5 bar)

Notes

For use with automatic compensating valves rated at 1.08 gal/min (4.1 l/min) or less.

Install this product according to the installation instructions.