

### Features

- Two-handle widespread faucet for 8" - 16" (203 - 406 mm) centers
- Two lever handles offer separate control of hot and cold water
- KOHLER® ceramic disc valves exceed industry longevity standards for a lifetime of durable performance
- 1.2 gpm (4.5 lpm) maximum flow rate

### Material

- Premium material construction for durability and reliability
- Spot Repel® finish resists fingerprints, smudges, and water spots (Oil-Rubbed Bronze finish only)

### Installation

- Simplified faucet installation; mounting hardware requires no special tools
- Handles are preassembled on valves to simplify installation
- Includes clicker drain

### Recommended Products/Accessories

K-23726 Drain treatment  
K-23723 Faucet cleaner



ADA	CSA B651	OBC
-----	----------	-----

### Codes/Standards




ASME A112.18.1/CSA B125.1  
NSF/ANSI/CAN 61  
NSF/ANSI/CAN 372  
All applicable US Federal and State material regulations  
DOE - Energy Policy Act 1992  
EPA WaterSense®  
California Energy Commission (CEC)  
ADA  
ICC/ANSI A117.1  
CSA B651  
OBC

### KOHLER® Faucet Lifetime Limited Warranty

See website for detailed warranty information.

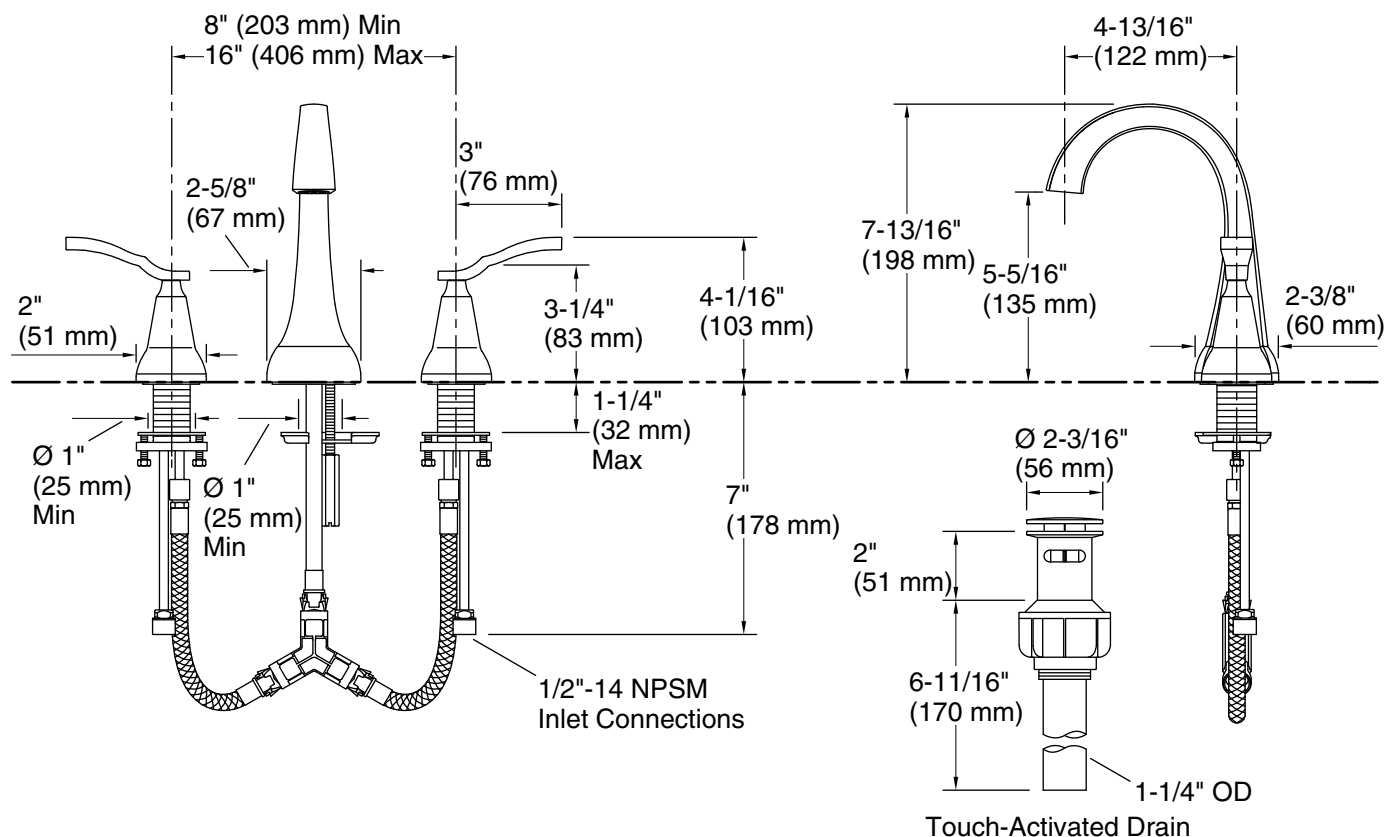
### Available Colors/Finishes

*Color tiles intended for reference only.*

Color	Code	Description
	CP	Polished Chrome
	BN	Vibrant® Brushed Nickel
	2BZ	Oil-Rubbed Bronze

# KOHLER® Faucets

**Ridgeport™**  
Widespread bathroom sink faucet, 1.2 gpm  
**K-R30998-4D**



## Technical Information

All product dimensions are nominal.

**Faucet:**

Flow rate: 1.2 gal/min (4.5 l/min)

Pressure: 60 psi (4.1 bar)

Drain included: Yes

**Spout:**

Spout reach: 4-13/16" (122 mm)

## Notes

Install this product according to the installation instructions.

ADA compliant for handles only.

ADA, OBC, CSA B651 compliant when installed to the specific requirements of these regulations.