


How to make a Standard Connection

MAKING A GOOD CONNECTION:

To make a connection, the tube is simply pushed in by hand; the unique patented John Guest collet locking system then holds the tube firmly in place without deforming it or restricting flow.



CUT THE TUBE SQUARE




Cut the tube square and remove burrs and sharp edges. Ensure that the outside diameter is free from score marks. For soft or thin-walled plastic tubing we recommend the use of a tube insert.

PUSH UP TO TUBE STOP




Push the tube into the fitting and up to the tube stop.

PULL TO CHECK SECURE



Pull on the tube to check that it is secure.
Test the system before use.

TO DISCONNECT **Push in collet and remove tube**



To disconnect, ensure that the system is depressurized, push the collet square against the fitting. With the collet held in this position the tube can be removed.