



## CARE AND MAINTENANCE

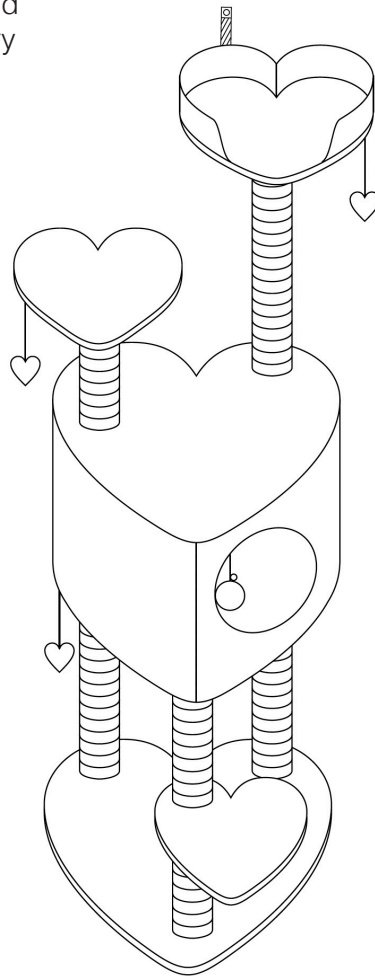
Wipe clean with a soft cloth dampened in water and a mild soapy solution Wipe dry with a clean and dry cloth. This cat tree requires no maintenance however, by keeping it clean and storing it properly your cat can enjoy it year after year.

## NOTICE

- Please make sure that you have all parts indicated before you begin assembly of this item
- This item should be assembled on a soft surface to prevent scratching the finish during assembly
- This item may require periodic tightening

Item # CTR1002A

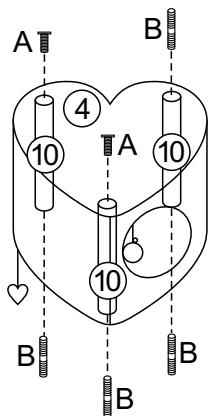
Product Dimensions:19.5"Lx15.75"Wx51"H



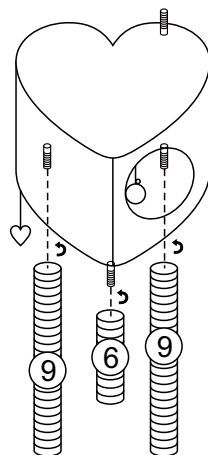
## Part List and Hardware List

PIECE	PICTURE	DESCRIPTION	QTY
1		Base 50*40cm	1 pcs
2		Bottom heart 30*28cm	1 pcs
3		Middle heart 30*28cm	1 pcs
4		heart house 50*40*30cm	1 pcs
5		Top heart 34*30cm	1 pcs
6		Pole 23.8cm	2 pcs
7		Pole 25cm	1 pcs
8		Pole 40cm	1 pcs
9		Pole 49cm	2 pcs
10		Pole 27cm	3 pcs
A		screw M8*40mm	6 pcs
B		Threaded M8*80mm	5 pcs
C		screw	1 pcs
D		Anchor	1 pcs
E		allen key M5	1pcs

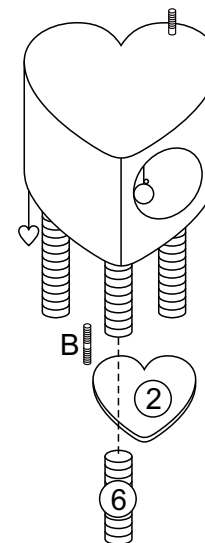
If there are any questions relating to defects, assembly issues, missing parts, or replacements, then please send a detailed email to [hello@thelickerstore.com](mailto:hello@thelickerstore.com)



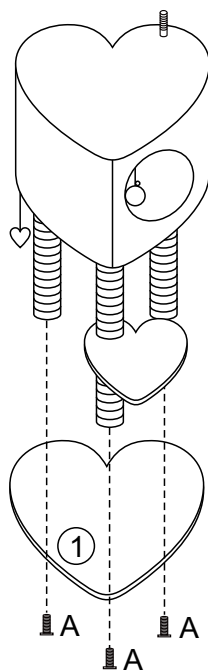
Step 1



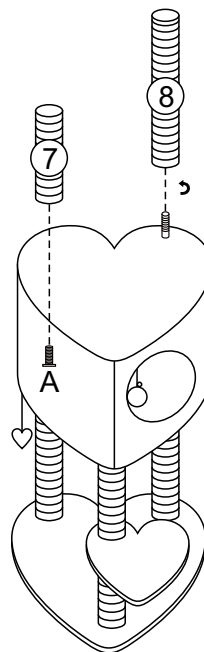
Step 2



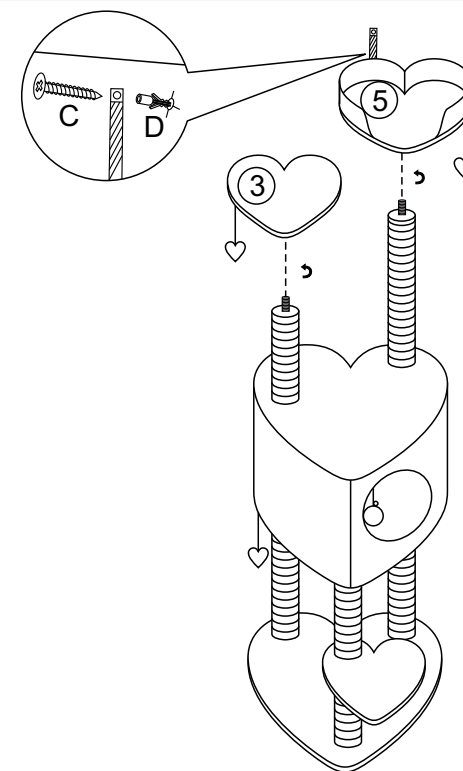
Step 3



Step 4



Step 5



Step 6