



PLIERS WRENCH


3" WIDE JAW CAPACITY

FASTER ADJUSTMENT

Push Button Open, Quick-Adjust Ratchet Close for Up To 2X Faster Adjustment*

CORROSION RESISTANCE

Chrome Finish for Corrosion Resistance



SMOOTH JAWS

Designed to Protect Chrome and Plated Fittings

3" WIDE PARALLEL JAW CAPACITY

Up to 3" Jaw Capacity for Use on A Variety of Plumbing Fixtures, Including Flushometers

LASTING PERFORMANCE

Hardened Steel Construction
Designed for Durability

SKU	LENGTH (IN)	JAW CAPACITY
LXHT90540	10"	3"

QUICK-ADJUST PLIERS

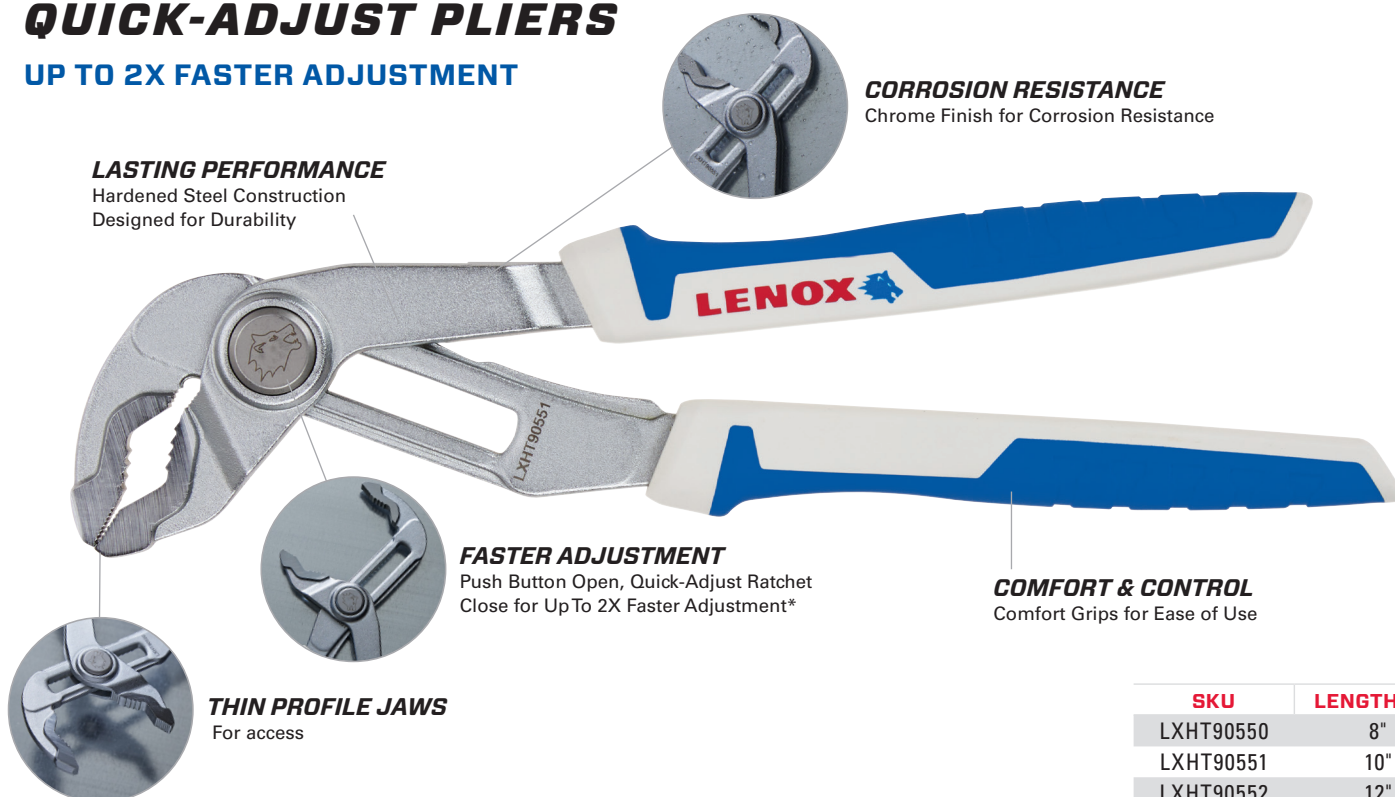
UP TO 2X FASTER ADJUSTMENT

LASTING PERFORMANCE

Hardened Steel Construction
Designed for Durability

CORROSION RESISTANCE

Chrome Finish for Corrosion Resistance



THIN PROFILE JAWS

For access

FASTER ADJUSTMENT

Push Button Open, Quick-Adjust Ratchet Close for Up To 2X Faster Adjustment*

COMFORT & CONTROL

Comfort Grips for Ease of Use


SKU	LENGTH (IN)
LXHT90550	8"
LXHT90551	10"
LXHT90552	12"

*vs. Traditional Groove Joint Pliers



ALUMINUM PIPE WRENCHES

HIGH TORQUE CAPACITY FOR HIGH PERFORMANCE




LIGHTWEIGHT & ROBUST
Lightweight Aluminum I-Beam Design
for High Torque

SKU	MATERIAL	LENGTH (IN)	JAW CAPACITY
LXHT90610	Aluminum	10"	1.5"
LXHT90614	Aluminum	14"	2"
LXHT90618	Aluminum	18"	2.5"
LXHT90624	Aluminum	24"	3"
LXHT90636	Aluminum	36"	5"

CAST IRON PIPE WRENCHES

HIGH TORQUE CAPACITY FOR HIGH PERFORMANCE



HEAVY DUTY
Cast Iron I-Beam Handle Design
& Hardened Jaw Teeth

SKU	MATERIAL	LENGTH (IN)	JAW CAPACITY
LXHT90708	Cast Iron	8"	1"
LXHT90710	Cast Iron	10"	1.5"
LXHT90714	Cast Iron	14"	2"
LXHT90718	Cast Iron	18"	2.5"
LXHT90724	Cast Iron	24"	3"
LXHT90736	Cast Iron	36"	5"