



# DUAL CORNER PLUS

60" x 60" Skirted  
Acrylic Whirlpool

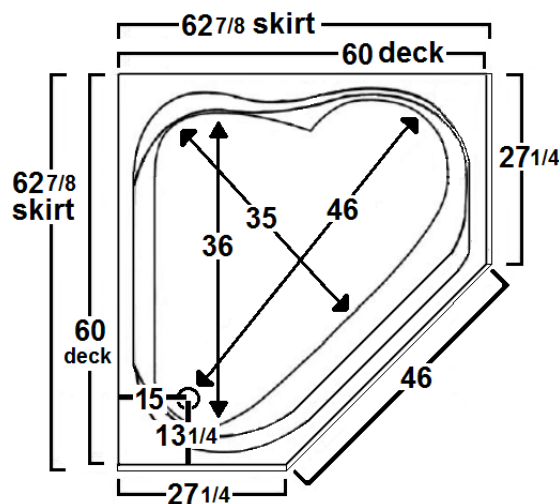
Model Number  
6060DPWSR-WH  
6060DPWSL-WH  
RH & LH Drain White Whirlpool  
6060DPWSR-BI  
6060DPWSL-BI  
RH & LH Drain Biscuit Whirlpool

## Features

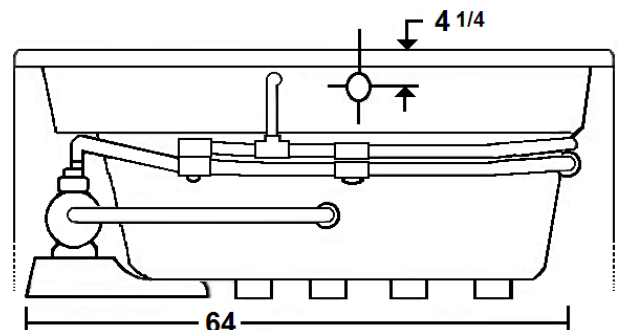
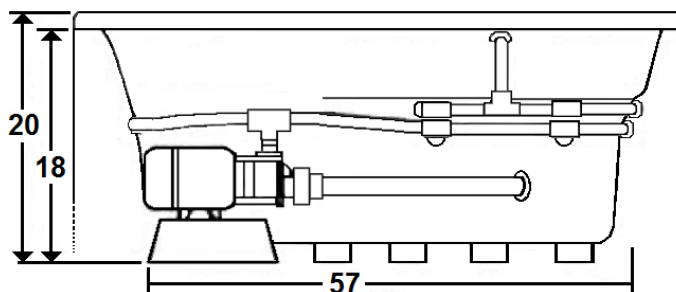
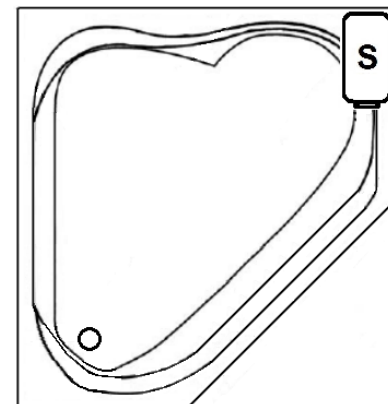
- Color-matched jet trim included
- 10 Self draining, adjustable hydrotherapy jets
- 3-Speed control for the 13 Amp pump
- Constructed of high-gloss durable acrylic
- Pre-leveled base for easy installation
- Slip resistance, textured floor
- Made in the USA



**\*Dimensions are +/- 1/2" and subject to change without notice\***  
**Confirm specifications before installation**



Standard (S) Pump Location



## Technical Information

- Weight: 270 lbs.
- Water Depth to Overflow: 13 3/4"
- Water Operating Level: 48 gal.
- Water Capacity: 78 gal.
- Sump Dimension: 46" x 35"

## Electrical Requirements

- Standard Pump: 13 Amps
- 20amp Dedicated GFCI's required