
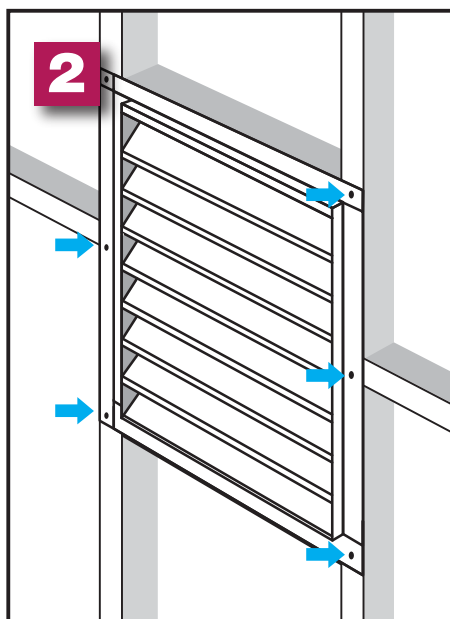


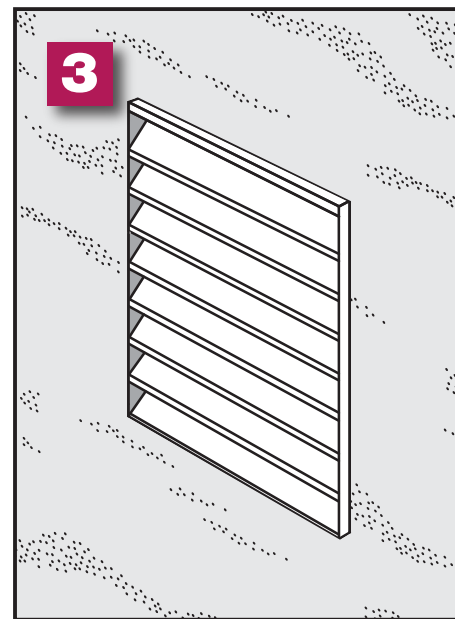
Hidden Flange Gable Louver - used for new stucco or siding walls



1) Frame opening 1/4" larger than vent body size.



2) Insert vent into opening and fasten to frame with galvanized nails



3) Finish with lath and plaster or siding material.

Rectangular Gable Louver: Flange Center - 1/8 inch galvanized insect screen.

Size A x B	Galvanized	Brown	White	N.F.V.	Rough Opening	QTY.
12 in. x 12 in.	GLFC1212G	GLFC1212BR	GLFC1212WH	63 Sq. In.	12.25 in. x 12.25 in.	10
12 in. x 18 in.	GLFC1218G	GLFC1218BR	GLFC1218WH	93 Sq. In.	12.25 in. x 18.25 in.	10
14 in. x 12 in.	-	-	GLFC1412WH	65 Sq. In.	14.25 in. x 12.25 in.	10
14 in. x 18 in.	-	GLFC1418BR	GLFC1418WH	110 Sq. In.	14.25 in. x 18.25 in.	10
14 in. x 24 in.	GLFC1424G	GLFC1424BR	GLFC1424WH	147 Sq. In.	14.25 in. x 24.25 in.	10

Gable Louvers have **sharp edges**. Use gloves to prevent injury. This product is not recommended for direct contact with treated lumber.

Working above grade is inherently dangerous, be sure that **proper fall protection measures** are in place. When working with power tools and sheet metal, gloves and eye protection are **absolutely required**.

These basic installation guidelines are for use with typical or standard applications. It is always recommended to seek advice from a licensed professional, and to check with your local building inspector or building permit office for approvals and possible variations that may apply.