



Beauty 12L
MINI FRIDGE
Instruction Manual

TABLE OF CONTENTS	
Page 2	Product Specs & Features
Page 3	Warranty Information
Page 4	Product Characteristics, & What's in the Box
Page 5	Getting Started
Page 5	Optimizing Performance
Page 6	Frequently Asked Questions
Page 7	Basic Troubleshooting
Page 8	Customer Support
Page 9	Product Warnings



BEAUTY-12L

SKINCARE FRIDGE

PRODUCT SPECS & FEATURES

Internal Temperature:
50° F

Materials:
Plastic & Glass

Weight:
10.3 lbs./
4.7 kg.

Inner Dimensions:
(W x D x H)
8.5 x 5 x 14 in.
216 x 127 x 356 mm

Outer Dimensions:
(W x D x H)
10.5 x 16.5 x 10 in.
267 x 419 x 254 mm

Input/Energy Consumption:
100-240V
50/60 Hz 0.6A Max
AC 12V/5.0A

WARRANTY INFORMATION

1-YEAR LIMITED WARRANTY - REGISTER AT: www.cooluli.com/register

Read all the instructions before attempting to use this product.

This 1-year limited warranty applies to repair or replacement if product, at COOLULI's option, is found to be defective in material or workmanship.

1. This warranty only applies to personal, non-commercial use. This warranty is not applicable to any damage resulting from commercial, abusive, unreasonable use or supplemental damage. Defects that are the result of normal wear and tear will not be considered manufacturing defects under this warranty.

COOLULI IS NOT LIABLE FOR INCIDENTAL OR CONSEQUENTIAL DAMAGES OF ANY NATURE. ANY IMPLIED WARRANTY OF MERCHANTABILITY OR FITNESS FOR A PARTICULAR PURPOSE ON THIS PRODUCT IS LIMITED IN DURATION TO THE DURATION OF THIS WARRANTY.

2. This warranty does not cover damage resulting from any unauthorized attempts to repair or from any use not in accordance with the instruction manual.

3. This warranty applies only to the original purchaser of this product from the original date of purchase. This warranty applies only if the unit is purchased new from an authorized retailer and is non-transferable from the original purchaser of the item. Any warranties accompanied with this product is only valid in the country of purchase.

4. Please read the Instruction Manual carefully before setting up or using this product. If you believe this product to be suffering from a manufacturing fault, or if you have inquiries about this product, please contact Customer Support:

COOLULI
ATTN: Customer Support
217 E. Highland Pkwy
Roselle, NJ 07203
Phone: (646) 787-1104
Email: info@cooluli.com

When contacting Customer Support, please have the information below along with the proof of purchase. All warranty requests must be accompanied by proof of purchase, which is a copy of the original receipt/invoice.

Model: _____

Date of purchase: _____

Purchased from: _____

CHARACTERISTICS

- This thermoelectric mini fridge is designed to preserve and protect your skincare and beauty tools and essentials. Temperature is kept at an ideal 50° F.
- Easily portable and sleek, it makes a stylish choice for any décor or setting.
- Interior drawer, shelves, and containers are removable. To remove drawer or divider: gently slide out. To remove door shelves: gently push shelves up and slide out.
- Included 12V power plug is suitable for indoor use only. This thermoelectric unit is ultra-durable, eco-friendly, and safe to use. Its semiconductor operation consumes minimal power and does not use compressors, cryogen, refrigerants, or Freons.

WHAT'S IN THE BOX

BEAUTY-12L

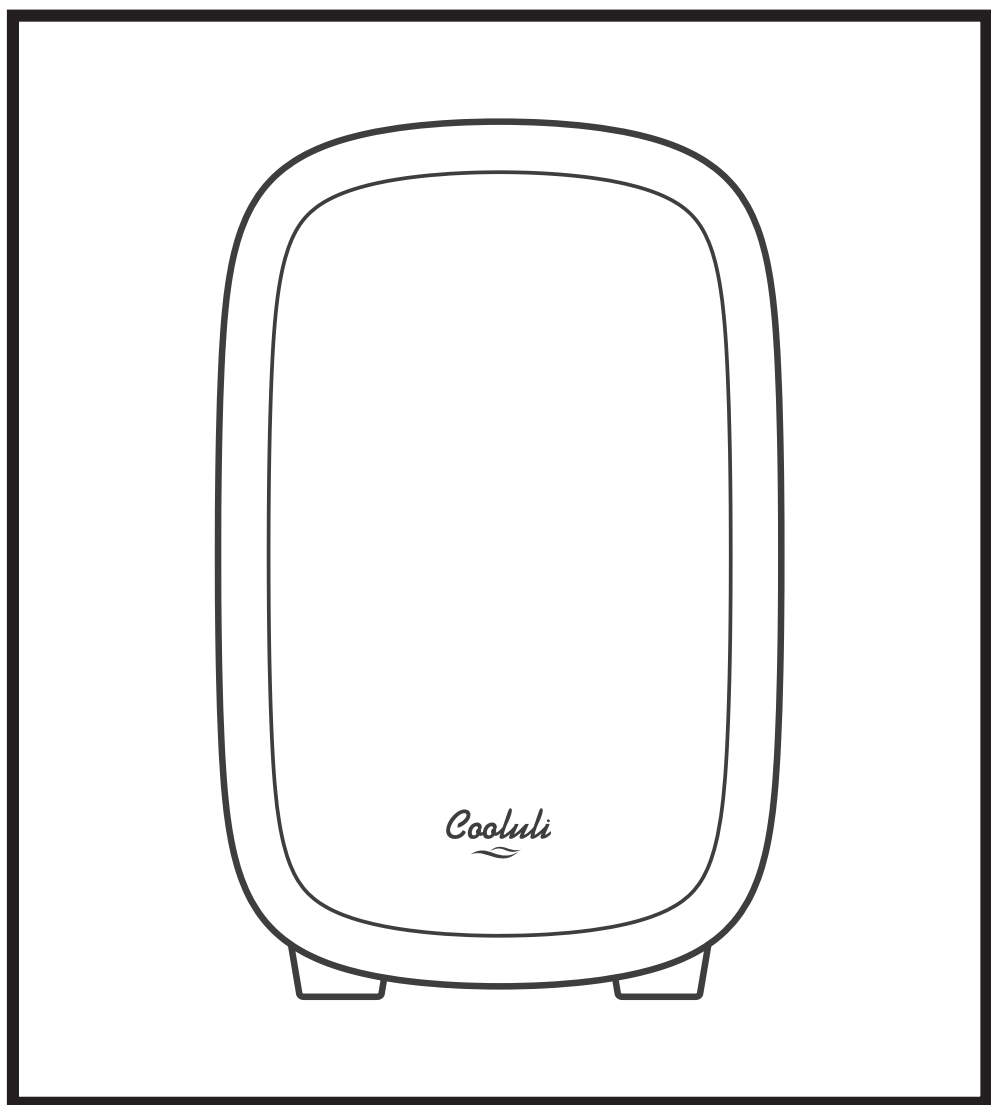


Fig. 1

REMOVABLE
COMPARTMENTS

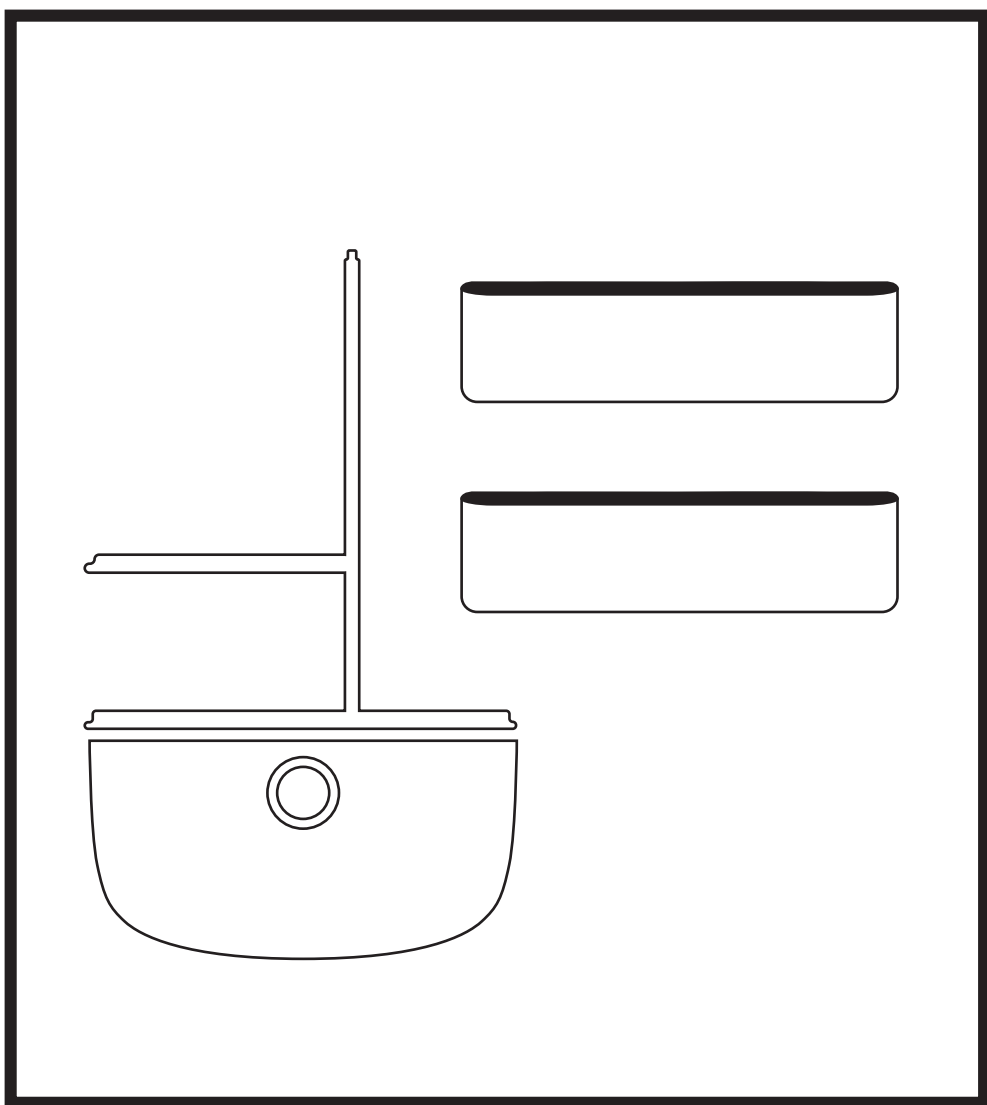


Fig. 2

12V POWER CORD

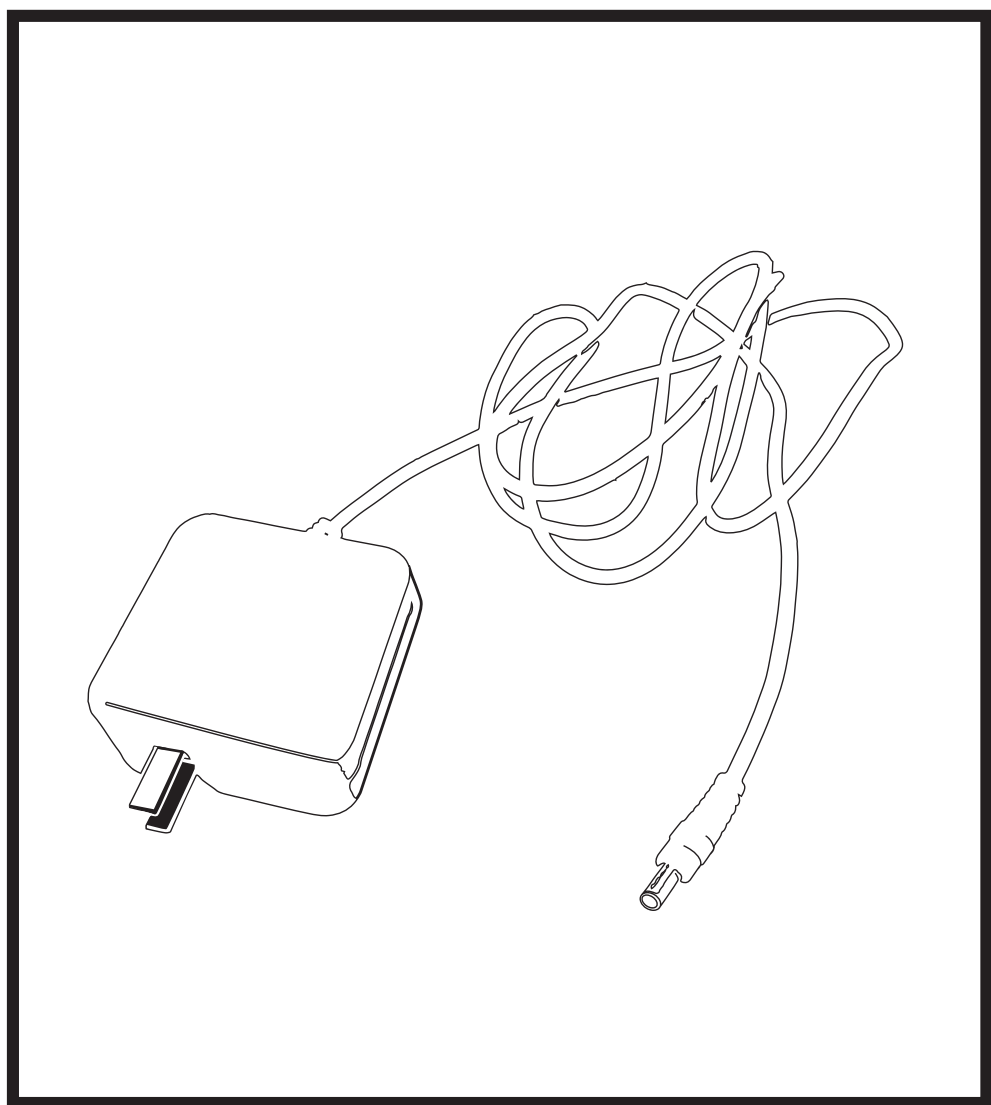


Fig. 3

INSTRUCTION
MANUAL




Fig. 4

GETTING STARTED

1. **Plugging in your unit:**

Use the supplied AC Power Cord (see Fig. 3) by inserting AC connector into unit's AC port (see fig. 5) and inserting AC plug into wall outlet. This unit works on 100–240V in compliance with worldwide standards.

2. **Turning on your unit:**

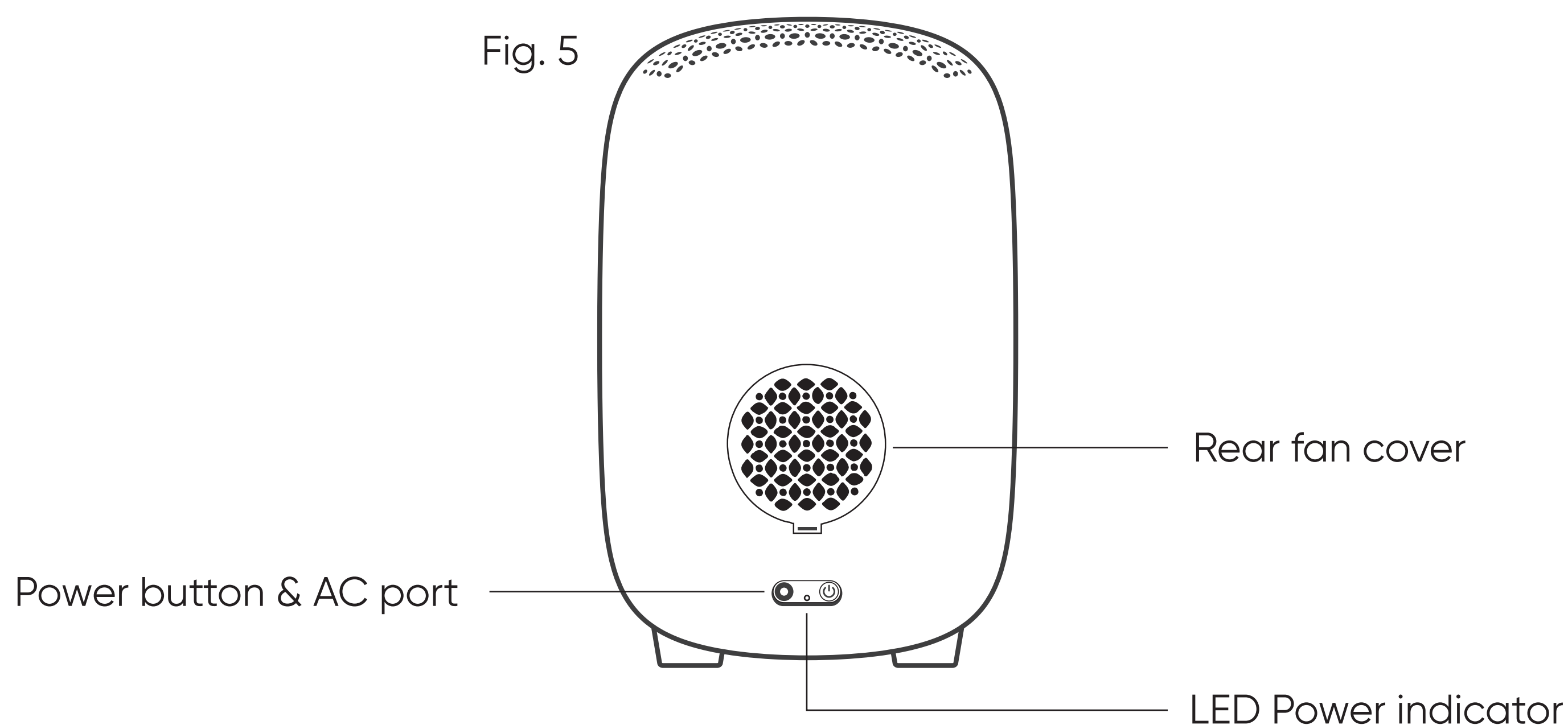
Push power button located in the back of the unit next to the AC port. When unit is on, the power indicator LED will light up, and interior lights will activate when door is open.

3. **A minimum 2" vent clearance** on the back is required for proper ventilation.

4. **Add personal products.** Unit requires a two-hour minimum to reach its ideal temperature for skincare and beauty product storage.

OPTIMIZING PERFORMANCE

- Unit is specially designed to help preserve, protect, and store skincare and cosmetic products and tools only
- Internal temperature stays constant at 50° F. With proper use, this unit can help preserve product shelf life.
- For optimum performance of your unit and the condition of your stored items, it is recommended to remove the rear fan vent cover once a month and wipe clean with a dry cloth to remove any dust buildup.



FREQUENTLY ASKED QUESTIONS

What can I keep in my Cooluli?

The Beauty-12L was designed specifically for skincare and beauty products and tools. It is ideal for storing beauty products including: balms, eye creams and eyeliners, jade rollers, moisturizers/creams, nail polish, organic and preservative-free skincare, serums, sheet masks, facial sprays and mists, sunscreen, and toners.

Does this cooler have a lock?

The Beauty-12L's door handle features a secure clasp to stay closed if unit is moved.

What kind of AC power outlet do I plug my Beauty-12L into?

The Beauty works with standard wall outlets. It works with 100-240V in compliance with worldwide standards. Plugging in your Cooluli beyond that voltage specification will burn out the AC port and void your warranty.

Does the Beauty-12L have an "ECO mode"?

The Beauty features Ecomax technology which is already power efficient with normal use.

Can I leave my Cooluli plugged in every day, 24 hours per day?

Yes, you can leave your Cooluli plugged into an AC outlet, works great in a home or office setting.

How can I get a replacement cord?

Cooluli replacement cords are available on Amazon and on our website, Cooluli.com.

Can my Beauty-12L keep things frozen?

The Beauty-12L cannot be used as a freezer. This unit keeps beauty products cool at a steady 50° F which is ideal for helping to preserve and prolong the shelf life of a variety of beauty products.

Does this unit come with a warranty?

Yes, each Cooluli comes with a standard 1-year limited warranty. Please refer to this Instruction Manual or go to info@cooluli.com for more information.

BASIC TROUBLESHOOTING

The following issues give an overview of possible errors and instructions of how to check the unit.

Concern	Possible Reason	Check
Fan making a loud noise.	Check for fan obstruction or failure.	Check the back to see if there is at least a 2 inch clearance around fan and vents. If issue persists, contact Customer Support.
Unit doesn't cool contents as advertised.	The Cooluli Beauty-12L keeps your skincare products cool at an even 50° F.	If temperature is significantly less than what is listed for your unit, contact Customer Support.
Unit not cool and power indicator lights are not on. Unit stopped working.	Main power source failure.	Check outlets first, make sure power chord is fully plugged in. If issue persists, contact Customer Support.
Water collecting at bottom of Water drip or leakage. unit.	Water condensation is normal for thermo-electric units as a result of cooling. Water condensation is normal in thermo-electric units. Check if water accumulation is due to condensation.	While the unit is off and at room temperature, take a soft cloth and gently wipe down the inside of your unit to remove any moisture that may accumulate. This is recommended once or twice a week. If issue persists, contact Customer Support for further assistance.

**For further assistance please contact
Cooluli Support:**

COOLULI

ATTN: Customer Support

217 E. Highland Pkwy

Roselle, NJ 07203

Phone: (646) 787-1104

Email: info@cooluli.com

WARNING

PLEASE READ THESE DIRECTIONS CAREFULLY BEFORE USING THIS COOLER/WARMER UNIT TO ENSURE PROPER OPERATION. IMPROPER USE, INSTALLATION, ADJUSTMENT, ALTERATION, SERVICE OR MAINTENANCE CAN CAUSE INJURY OR PROPERTY DAMAGE.

1. To ensure optimal performance, keep the unit's fans clear of dirt and debris. Stuck fans will overheat the unit and can pose a potential fire hazard.
2. Do not place any cloth or paper products on the unit.
3. When plugging in the unit, ensure that the power cord is inserted tightly into the socket. A loose socket can cause damage or fire.
4. Keep the unit away from flammable items and running water to prevent damage, injury, and/or fire.
5. DO NOT attempt to open, break, or refit the appliance.
This unit ONLY works on 100-240V.
6. DO NOT submerge or rinse under running water.
7. When packing the unit, do not place upside-down.
8. Avoid dropping or banging the unit.
9. DO NOT leave the appliance in the rain.
10. Adult use and supervision only. This is not a toy. Children should not play with this cooler and warmer unit. For people with reduced physical, sensory, and/or mental capabilities, use precaution and follow all instructions when operating this unit to ensure safety.
11. Always keep ventilation openings clear of obstruction.
12. DO NOT use other electrical appliances inside the food storage compartments of the appliance.
13. If the power cord supplied is damaged in any way—DO NOT attempt to repair it; damaged power cords must be replaced by the manufacturer.



www.cooluli.com

Distributed by Cooluli®
New York, NY 10950
Made in PRC
Cooluli™ is a trademark of
LISSE USA LLC
(718) 834-5312
Copyright ©2018 all rights reserved