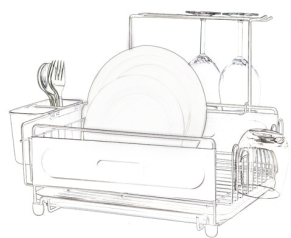


happimess

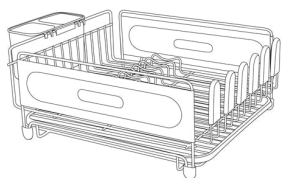
ITEM#: DSH1000A

Installation Manual

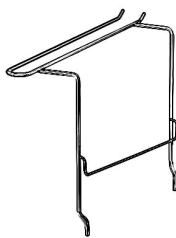
Components



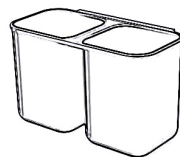
Overall



Main frame



Wine glass holder



Cutlery box

Installation Guide ①

Step 1:

Hang the cutlery box on the outside of the main frame.


- Pull-out water tray, any direction, more convenient for draining.



Installation Guide ②

Step 2:

Stuck the wine glass holder to the main frame at both ends .



TIPS

The end of the wine glass holder needs to be stuck into the shelf for better stability .