



Highline® Class Five® Toilet K-3889

Features

- Vitreous china.
- Comfort Height® Elongated bowl.
- Class Five® flushing system.
- Includes left-hand polished chrome trip lever.
- 1.28 gpf (4.8 lpf).
- 2-1/8" (54 mm) fully glazed trapway.
- 10" (254 mm) rough-in.
- Less seat and supply.
- 11-3/8" (289 mm) x 8" (203 mm) water area.
- 29-1/2" (749 mm) x 18" (457 mm) x 31-1/4" (794 mm).
- Floor mount / Floor outlet.

Components

Product includes:

K-4373 Toilet Bowl

K-4467 Toilet Tank

Additional included component/s: Tank cover, Trip lever, Bolt cap accessory pack, and Tank accessory pack.



ADA

CSA B651

OBC

Codes/Standards

ASME A112.19.2/CSA B45.1

DOE - Energy Policy Act 1992

EPA WaterSense®

California Energy Commission (CEC)

ADA

ICC/ANSI A117.1

CSA B651





OBC

KOHLER® One-Year Limited Warranty

See website for detailed warranty information.

Available Color/Finishes

Color tiles intended for reference only.

Color	Code	Description
	0	White
	96	Biscuit
	47	Almond
	7	Black Black™

USA/Canada: 1-800-4KOHLER (1-800-456-4537)

Kohler Co. reserves the right to make revisions without notice to product specifications.

For the most current Specification Sheet, go to www.kohler.com.

11-14-2017 07:15

THE BOLD LOOK
OF **KOHLER**®



Toilet type:	Two-piece, Floor-mount
Waste Outlet:	Floor
Bowl shape:	Elongated front
Flush type:	Class Five
Trap passageway:	2-1/8" (54 mm)
Water Consumption	
Full:	1.28 gpf (4.8 lpf)
Water surface size:	11-3/8" x 8" (289 mm x 203 mm)
Rim to water surface:	5-3/8" (137 mm)
Rough-in:	10" (254 mm)
Seat-mounting holes:	5-1/2" (140 mm)

Notes

Accessibility standards require controls to be located on the open side of the toilet.