



Reach®

One-piece compact elongated toilet with skirted trapway, 1.28 gpf
K-78080

Features

- One-piece toilets integrate the tank and bowl into a seamless, easy-to-clean design
- Elongated bowl offers added room and comfort
- Skirted trapway simplifies cleaning
- Comfort Height® feature offers chair-height seating that makes sitting down and standing up easier for most adults
- 1.28 gpf (4.8 lpf)
- Left-hand Polished Chrome trip lever
- 2-1/8" (54 mm) glazed trapway
- AquaPiston® canister optimizes the flow out of the tank, harnessing gravity and the natural powerful reducing cascade of water to increase the power and effectiveness of the flush
- Easy-to-flush canister design requires less force to actuate than a 3" (76 mm) flapper, and has 90% less exposed seal material which resists conditions that cause wear, tear, shrinkage and swelling
- Patented ReadyLock® installation system, a simple solution for skirted toilets, saves time, hassle, and eliminates the need to drill into the floor for standard 12" (305 mm) rough-in

Installation

- Standard 12" (305 mm) rough-in
- 10" and 14" (254 mm and 356 mm) rough-in kits also available
- Supply line sold separately

Recommended Products/Accessories

K-30780 Carbyne® Quiet-Close™ elongated toilet seat
K-4108 PureWash® E750 Elongated bidet toilet seat with remote control
K-5381 14" Rough-in Full Skirt Trap and Attachment System
K-5383 10" Rough-in Full Skirt Trap and Attachment System
K-21710-L left-hand trip lever
1023457 Wax Ring/Hardware Kit
K-23726 Drain treatment

Included Components

K-4008 Reveal® Quiet-Close™ elongated toilet seat



ADA

CSA B651

OBC

Codes/Standards






ASME A112.19.2/CSA B45.1
DOE - Energy Policy Act 1992
EPA WaterSense®
California Energy Commission (CEC)
ADA
ICC/ANSI A117.1
CSA B651
OBC
IAPMO Certification

KOHLER® Toilets and Seats Limited Warranty

See website for detailed warranty information.

Available Colors/Finishes

Color tiles intended for reference only.

Color	Code	Description
	0	White
	96	Biscuit
	NY	Dune
	95	Ice™ Grey
	7	Black Black™

1-800-4KOHLER (1-800-456-4537)

Kohler Co. reserves the right to make revisions without notice to product specifications.

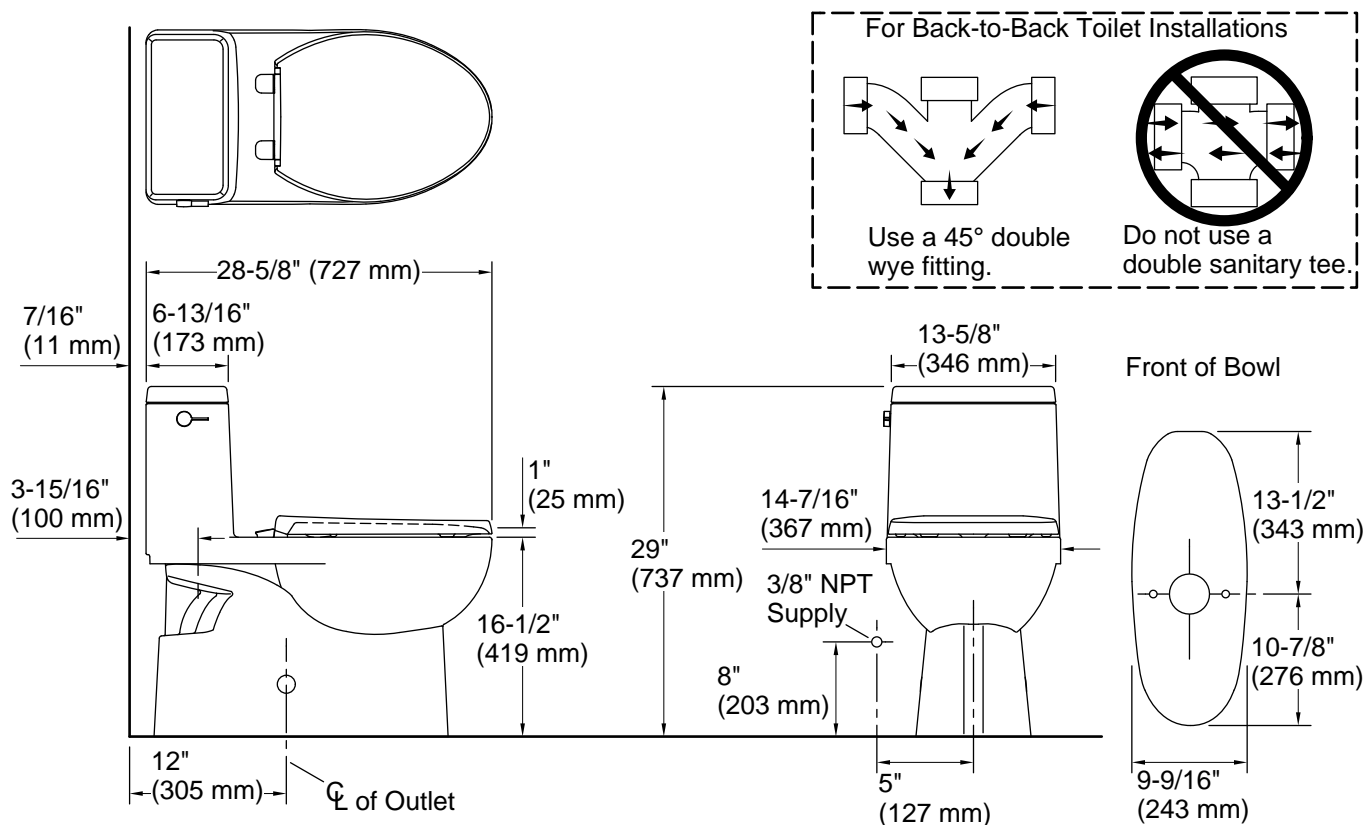
For the most current Specification Sheet, go to www.kohler.com USA or www.kohler.ca Canada

12-10-2024 21:43 - US/CA

THE BOLD LOOK
OF **KOHLER®**

KOHLER®

Reach®
One-piece compact elongated toilet with skirted
trapway, 1.28 gpf
K-78080



Technical Information

All product dimensions are nominal.

Toilet type:	Floor-mount
Waste Outlet:	Floor
Bowl shape:	Elongated
Flush type:	AquaPiston
Trap passageway:	2-1/8" (54 mm)
Water surface size:	9-1/8" x 8-1/2" (232 mm x 216 mm)
Rim to water surface:	6-3/8" (162 mm)
Rough-in:	12" (305 mm)

Fixture Supply Requirements

Min static pressure:	20 psi (137.9 kPa)
Max static pressure:	80 psi (551.6 kPa)
Min flowing pressure:	25 psi (172.4 kPa)
Min flow rate:	0.43 gpm (1.6 lpm)

Notes

Install this product according to the installation instructions.

For back-to-back toilet installations: Use only a 45° double wye fitting.

ADA, OBC, CSA B651 compliant when installed to the specific requirements of these regulations.

Plumbing codes may require elongated toilets and elongated, open-front seats in public bathrooms.

Accessibility standards may require controls to be located on the open side of the toilet.

1-800-4KOHLER (1-800-456-4537)

Kohler Co. reserves the right to make revisions without notice to product specifications.

For the most current Specification Sheet, go to www.kohler.com USA or www.kohler.ca Canada

12-10-2024 21:43 - US/CA

THE BOLD LOOK
OF **KOHLER®**