

FSG2J24CP

PRESSURE SWITCH - 575 VAC 1 HP F + OPTIONS



Main

Range of Product	OsiSense XM
Pressure sensor type	Electromechanical pressure sensor
Pressure sensor name	FSG
Fluid connection type	G 1/4 (female) ISO 228
Controlled fluid	Fresh water 32...158 °F (0...70 °C)) Sea water 32...158 °F (0...70 °C))
Cable entry	2 cable entries with grommet
Contacts type and composition	2 NC snap action
Product Specific Application	-
Pressure switch type of operation	Regulation between 2 thresholds
Line Rated Current	10 A 250 V AC EN 60730-1
Electrical connection	Screw-clamp terminals 1 x 1...2 x 2 mm²
Short-circuit protection	20 A cartridge fuse gG
Scale type	Adjustable differential
Setting	Internal
Local display	Without
Electrical circuit type	Power circuit

Complementary

Materials in contact with fluid	Nylon 6/6 Zinc plated steel Nitrile
Enclosure Material	PS
Operating position	Any position
Motor power kW	0.75 KW/1 Hp at 110 V AC, 1 phase 1.1 KW/1.5 Hp at 110 V AC, 3 phase 1.5 KW/2 Hp at 230 V AC, 1 phase 1.5 KW/2 Hp at 400 V AC, 1 phase 2.2 KW/3 Hp at 230 V AC, 3 phase 2.2 kW/3 hp at 400 V AC, 3 phase
Adjustable range of switching point on falling pressure	4.35...49.31 psi (0.3...3.4 bar)
Adjustable range of switching point on rising pressure	20.31...66.72 psi (1.4...4.6 bar)
Possible differential minimum at low setting	14.50 psi (1 bar)
Possible differential minimum at high setting	17.40 psi (1.2 bar)
Possible differential maximum at low setting	30.46 psi (2.1 bar)
Possible differential maximum at high setting	33.36 psi (2.3 bar)
Maximum permissible accidental pressure	116.03 psi (8 bar)
Maximum permissible pressure - per cycle	83.40 psi (5.75 bar)
Destruction pressure	290.08 psi (20 bar)
Pressure actuator	Diaphragm
Electrical durability	100000 cycles 10 cyc/mn
Mechanical durability	1000000 cycles
Terminal block type	4 terminals
Possible differential minimum at middle setting	15.95 psi (1.1 bar)
Possible differential maximum at middle setting	31.91 psi (2.2 bar)
Maximum operating rate	10 cyc/mn

[Ui] rated insulation voltage	500 V EN/IEC 60947-1
[Uimp] rated impulse withstand voltage	6 kV EN/IEC 60947-1
Net Weight	0.75 lb(US) (0.34 kg)
Repeat accuracy	2 %
Terminals description ISO n°1	(3-4)NC (1-2)NC
Depth	4.02 in (102 mm)
Height	3.78 in (96 mm)
Width	2.83 in (72 mm)

Environment

Standards	CE EN/IEC 60730
Ambient air temperature for operation	32...113 °F (0...45 °C)
Ambient Air Temperature for Storage	-22...176 °F (-30...80 °C)
Protective treatment	TC
Electrical shock protection class	Class I IEC 536
IP degree of protection	IP20 conforming to EN/IEC 60529





Ordering and shipping details

Category	01313 - PRESSURE 'PUMP' SWITCHES
Discount Schedule	CPP
GTIN	47569072178
Nbr. of units in pkg.	1
Package weight(Lbs)	13.62 oz (386 g)
Returnability	Yes
Country of origin	MX

Packing Units

Unit Type of Package 1	PCE
Package 1 Height	5.40 in (13.716 cm)
Package 1 width	4.60 in (11.684 cm)
Package 1 Length	4.00 in (10.16 cm)
Unit Type of Package 2	CAR
Number of Units in Package 2	5
Package 2 Weight	4.89 lb(US) (2.218 kg)
Package 2 Height	9.00 in (22.86 cm)
Package 2 width	8.50 in (21.59 cm)
Package 2 Length	14.60 in (37.084 cm)
Unit Type of Package 3	PAL
Number of Units in Package 3	250
Package 3 Weight	285.00 lb(US) (129.274 kg)
Package 3 Height	40.00 in (101.6 cm)
Package 3 width	40.00 in (101.6 cm)
Package 3 Length	42.00 in (106.68 cm)

Offer Sustainability

EU RoHS Directive	Pro-active compliance (Product out of EU RoHS legal scope)  EU RoHS Declaration
Mercury free	Yes
RoHS exemption information	 Yes
Environmental Disclosure	 Product Environmental Profile
Circularity Profile	 End Of Life Information