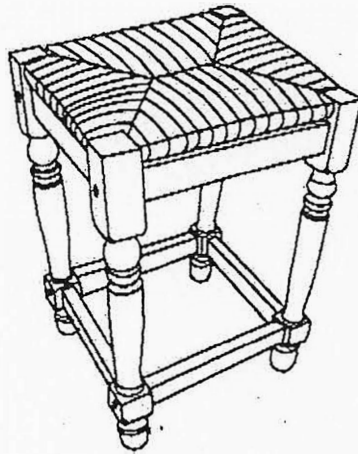


# MODEL NO. : 2662

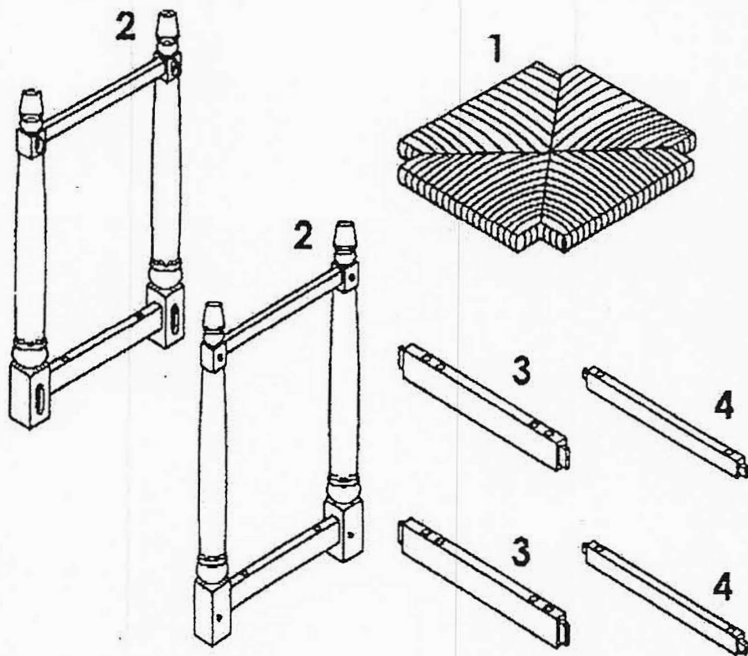
## 24" RUSH SEAT STOOL



• Thank you for purchasing a Carolina Chair & Table Company product. This product has been designed for easy assembly and is constructed for durability. Please take the time to read and follow the assembly instructions carefully. If a part or hardware is missing or you have any difficulties in assembling this product, Please contact us Toll Free at 1-800-228-3876.

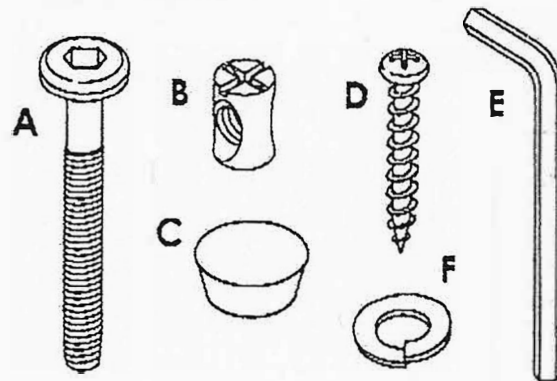
### PARTS LIST :

1 RUSH SEAT	1 PC.
2 SIDE FRAME	2 PCS.
3 TOP RAIL	2 PCS.
4 BOTTOM RAIL	2 PCS.

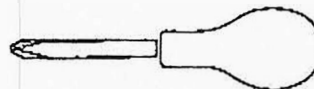


### HARDWARE LIST :

A JCBC SCREW-M6x70mm	8 PCS.
B BARREL NUT	8 PCS.
C WOOD BUTTON	8 PCS.
D PAN HEAD WOOD SCREW - 38mm	8 PCS.
E ALLEN KEY-M4	1 PC.
F SPRING WASHER-M6	8 PCS.



### TOOLS REQUIRED (NOT INCLUDED) :



Philip Head Screw Driver

### IMPORTANT NOTE :

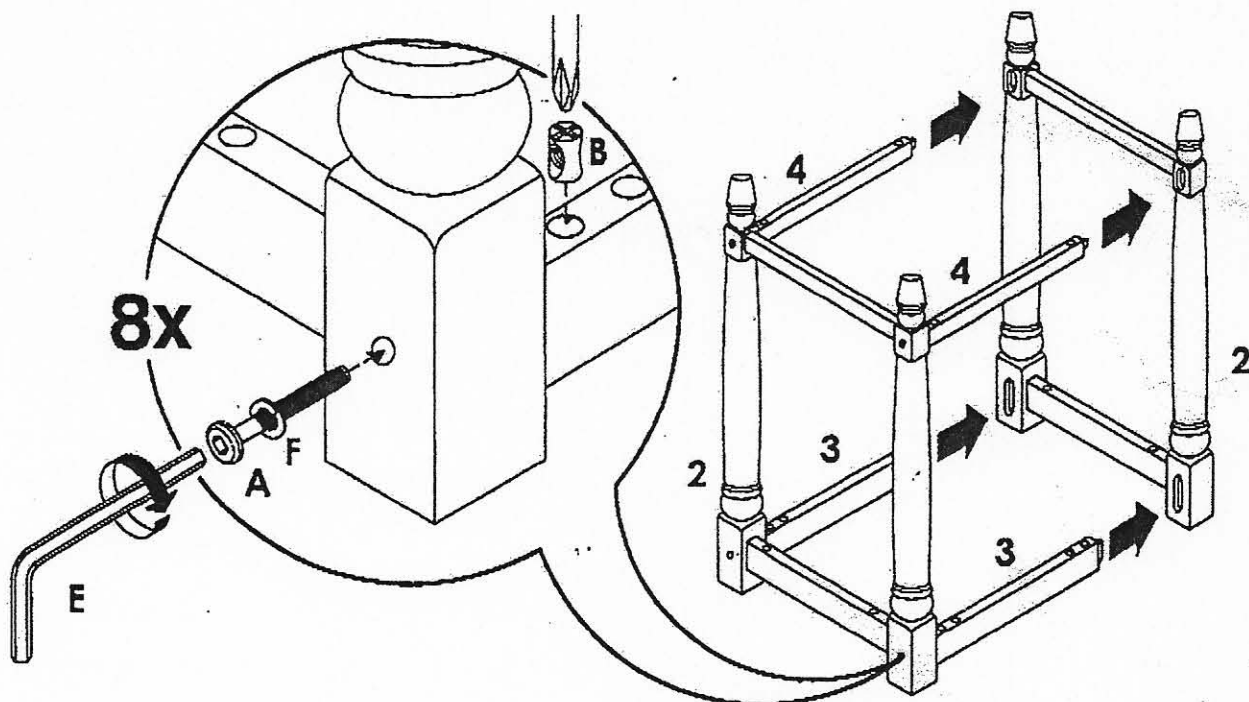
• Place all wooden parts on a clean and smooth surface such as a rug or carpet to avoid the parts from being scratched. Check to be sure that you have all parts and hardware. Remove all wrapping materials, including staples & packing straps before you start to assemble. Do not tighten all screws/bolts until all completely assembled.

• Keep all hardware parts out of reach of children.

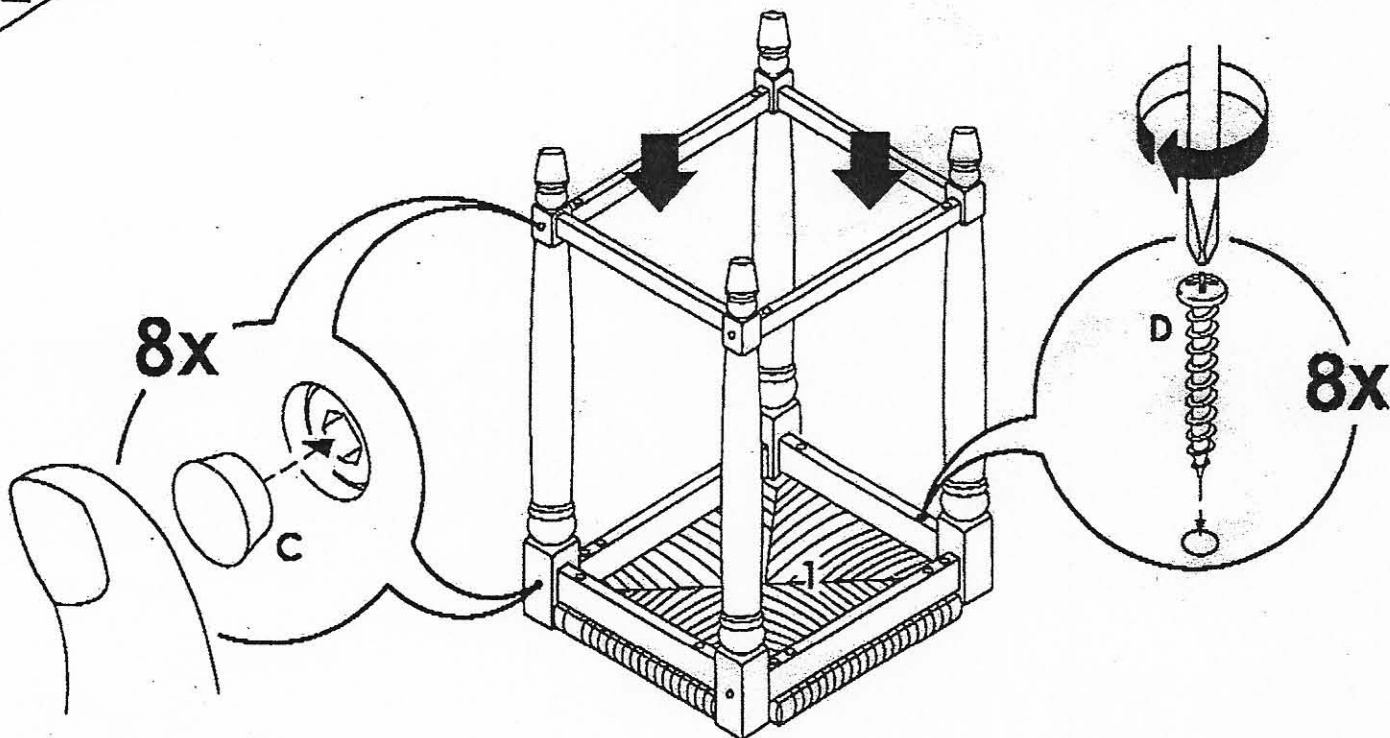
• **DO NOT TIGHTEN BOLTS/SCREWS UNTIL ALL COMPLETELY ASSEMBLED.**

MODEL NO. : Z66Z-K1A-AB/MW/WAL  
24" RUSH SEAT STOOL

1



2



CARE AND MAINTENANCE

- The touch of a soft cloth is all the maintenance your wood pieces will ever need. Never use harsh chemicals or abrasive cleaners, as they could mark or destroy finish.
- Bolts, screws, and nuts may loosen during everyday use. They should be periodically inspected and re-tightened to prevent damage or injury. Always visually check that all hardware on the list is attached and kept tightened.

MADE IN MALAYSIA

## **CARE INSTRUCTIONS**

**Thank you for your purchase. Our items are intended for residential use only.**

**To clean and maintain your furniture we recommend dry dust with a soft clean cloth.**

**Do not use harsh chemicals to clean your furniture as this could damage the protective top coat and/or finish.**