











table=A	bench=B	right leg=C	left leg=D	Connection bracket
				
1pcs	4pcs			
  				
M10*25 32pcs    Expansion screws 4pcs    Fixing bracket 4pcs				
		4pcs	4pcs	1pcs




Step 1

Connect table to the table legs



Step 2

Connect the connecting bracket to the table legs



Step 3

Connect the bench to the table legs

## Step 4

1. Use a drill to drill holes in concrete, block or stone
2. Blow the dust out of the hole
3. Place the connection bracket on the table leg
4. Fix the screws flush with the bracket into the drilled holes
5. Repeat the above steps on the remaining brackets

