

**CHAISE DE BUREAU-MECHE NOIR/DOSSIER-HAUT
EXECUTIF CHROME**

**OFFICE CHAIR-BLACK MESH/CHROME HIGH-BACK
EXECUTIVE**

I 7269

**INSTRUCTIONS D'ASSEMBLAGE
ASSEMBLY INSTRUCTIONS**




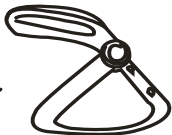
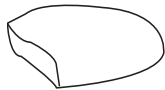
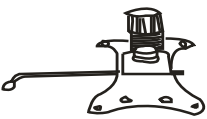
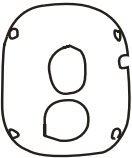



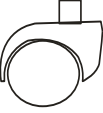

**POUR DE L'ASSISTANCE OU POUR COMMANDER
DES PIÈCES CONTACTEZ NOTRE DÉPARTEMENT
DE SERVICE À LA CLIENTÈLE.**

**FOR ASSISTANCE OR TO ORDER PARTS
CONTACT OUR CUSTOMER SERVICE DEPARTMENT**

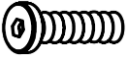




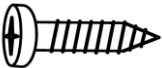

WWW.MONARCHSERVICE.COM

M 
MONARCH
SPECIALTIES INC.

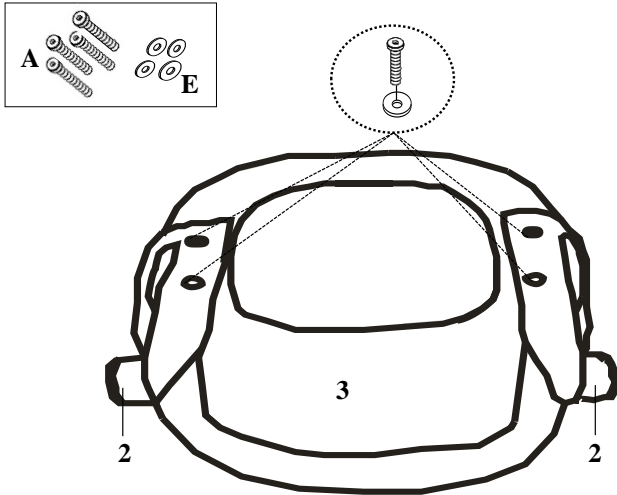
IDENTIFICATION DES PIÈCES
PARTS IDENTIFICATION

1		DOSSIER BACK REST	1MC 1PC
2		APPUIE-BRAS (GAUCHE & DROIT) ARM REST (LEFT & RIGHT)	2MCX 2PCS
3		SIÈGE SEAT	1MC 1PC
4		MÉCANISME DE SIÈGE CHAIR MECHANISM	1MC 1PC
5		HOUSSE DE SIÈGE SEAT COVER	1MC 1PC
6		BASE BASE	1MC 1PC
7		TUBE PNEUMATIQUE GAS LIFT	1MC 1PC
8		COUVERCLE TÉLESCOPIQUE TELESCOPIC COLUMN COVER	1MC 1PC
9		ROULETTE SANS VERROU CASTER WITHOUT LOCK	5MCX 5PCS
10		BOUCHON À VIS SCREW CAP	4MCX 4PCS

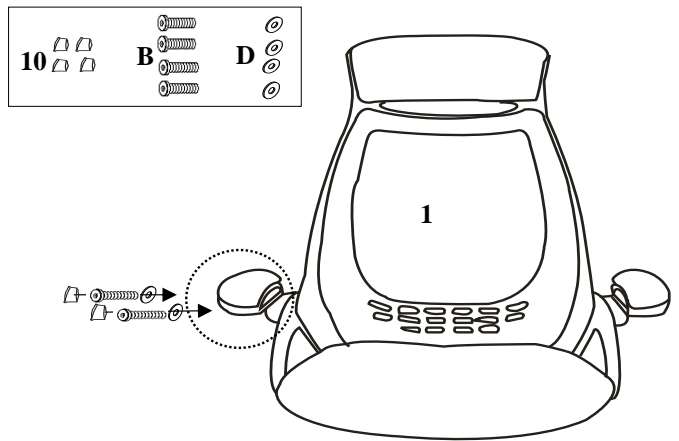
IDENTIFICATION DES PIÈCES DE MONTAGE
HARDWARE IDENTIFICATION

A		M6X40MM	4MCX / 4PCS
B		M6X20MM	6MCX / 6PCS
C		M6X30MM	2MCX / 2PCS
D		M6X14MM	4MCX / 4PCS
E		M6X18MM	8MCX / 8PCS
F		M5X16MM	4MCX / 4PCS
G		CLE HEXAGONALE ALLEN KEY	1MC / 1PC

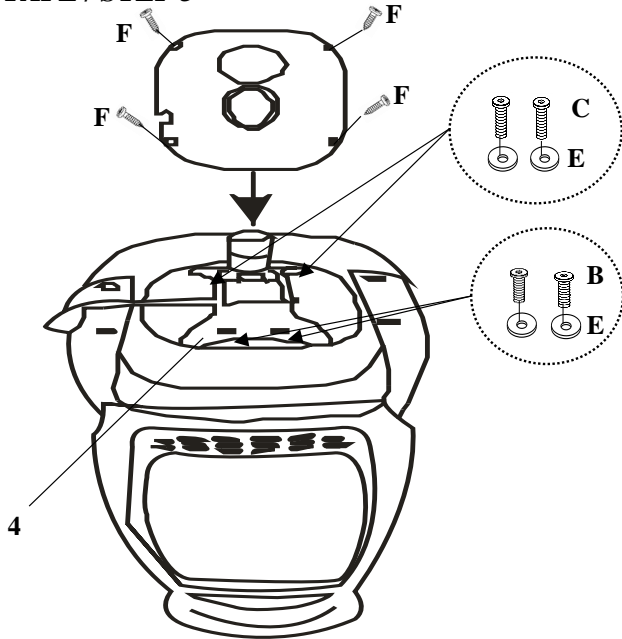
ÉTAPE / STEP 1



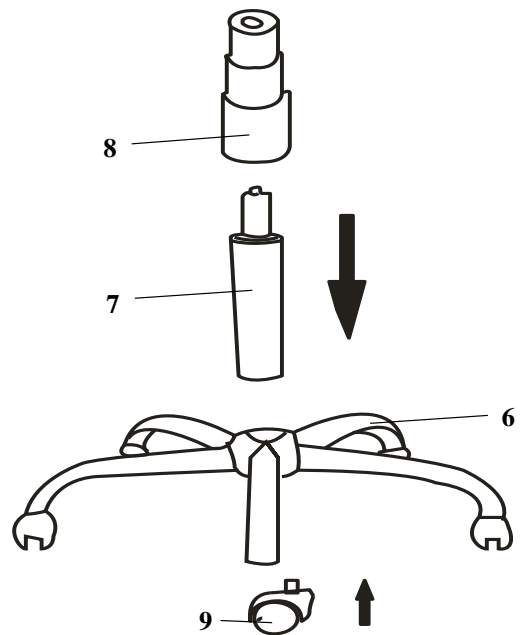
ÉTAPE / STEP 2



ÉTAPE / STEP 3



ÉTAPE / STEP 4



ÉTAPE / STEP 5

