

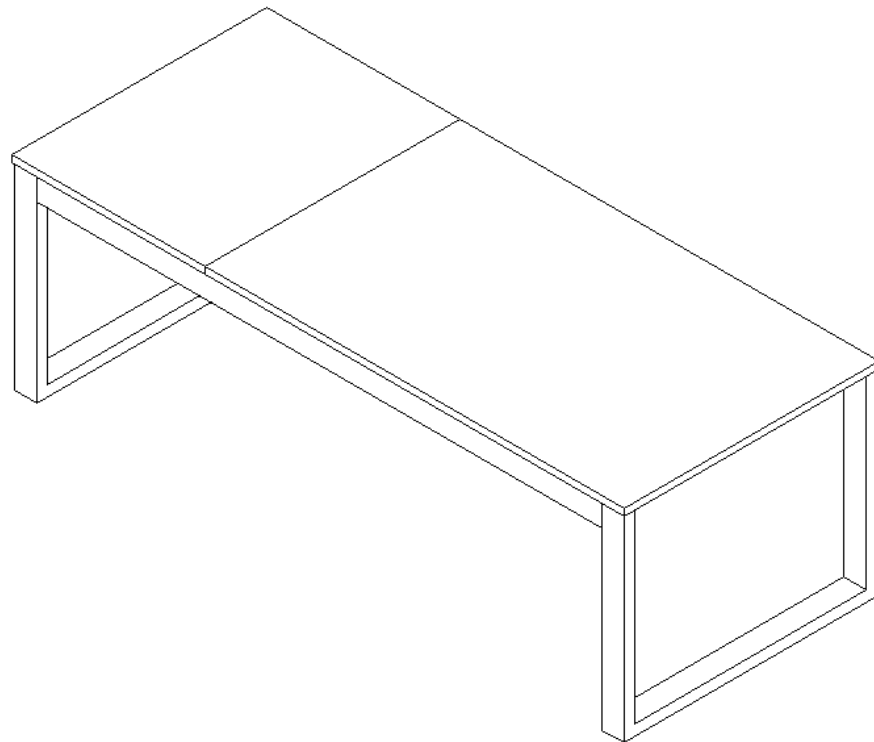
**CK761000TX Split-Top Cocktail
table- White / Burnt Oak**

**CK762000TX Split-Top Cocktail
table - Black / Burnt Oak
ASSEMBLY INSTRUCTIONS**

HOLLY & MARTIN®
FUNCTION • MEETS • STYLE

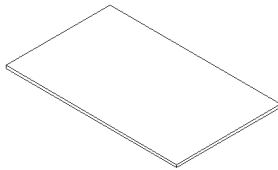
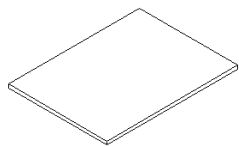
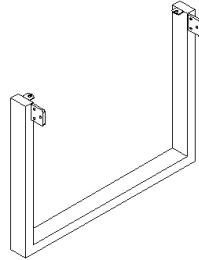
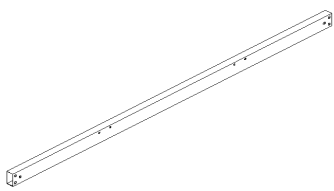
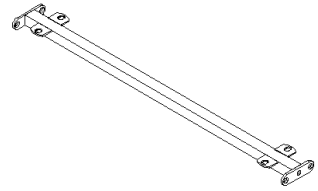
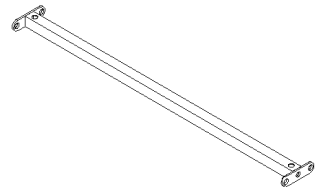
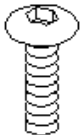
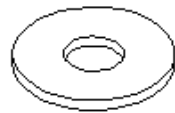
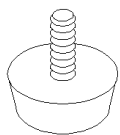

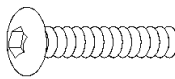


Holly & Martin® a valued brand of SEI
Customer Service [1-800-633-5096](tel:1-800-633-5096)
service@hollyandmartin.com
www.hollyandmartin.com

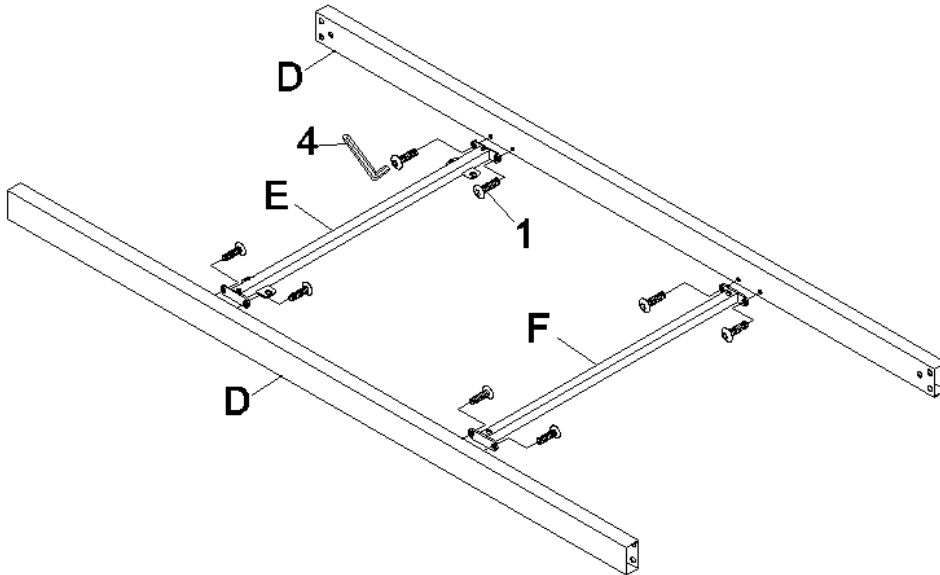


CK761000TX/CK762000TX Split-top cocktail Parts list

Please review all parts and hardware before disposing of any packaging.
 Call Customer Service if missing hardware. Do not return to store/retailer.
 Using a screw that is too long will cause damage.
 Before beginning assembly, separate each type of screw. Carefully study the
 Screw diagrams below. You may receive extra hardware with your unit. Screw diagrams
 below. You may receive extra hardware with your unit.

<p>A. Quantity of 1</p> <div style="text-align: center;"></div> <p>Big top</p>	<p>B. Quantity of 1</p> <div style="text-align: center;"></div> <p>Small top</p>	<p>C. Quantity of 2</p> <div style="text-align: center;"></div> <p>leg</p>
<p>D. Quantity of 2</p> <div style="text-align: center;"></div> <p>apron</p>	<p>E. Quantity of 1</p> <div style="text-align: center;"></div> <p>Metal rail</p>	<p>F. Quantity of 1</p> <div style="text-align: center;"></div> <p>Metal rail</p>
<p>1. Quantity of 28</p> <div style="text-align: center;"></div> <p>Short bolt :1/4"x5/8"</p>	<p>2. Quantity of 22</p> <div style="text-align: center;"></div> <p>Flat washer</p>	<p>3. Quantity of 4</p> <div style="text-align: center;"></div> <p>Leveler</p>
<p>4. Quantity of 1</p> <div style="text-align: center;"></div> <p>Allen wrench</p>	<p>5. Quantity of 2</p> <div style="text-align: center;"></div> <p>Long bolt :1/4"x1-1/16"</p>	
<p>Care and Cleaning Instructions: Before using, wipe with a clean, dry cloth. Periodically apply furniture wax to renew the finish. Avoid rubbing or scratching the surface with rough or abrasive objects. For replacement parts or questions, please</p>		<p>For replacement parts or questions, please Call Customer Service at 1-800-633-5096 Do not return product to store, please call Manufacturer for assistance, questions or Parts.</p>

CK761000TX/CK762000TX Split-top cocktail Assembly Instructions

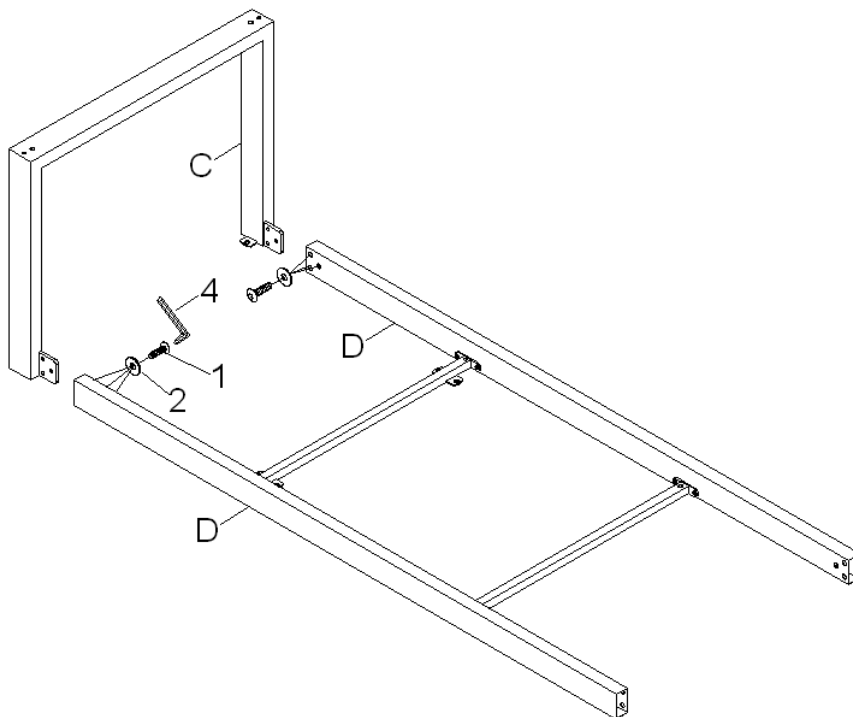


Unpack and lay parts on clean, padded surface like carpet or blanket. Check that you have all parts indicated on the front page

Attach rail (E/F) to apron (D) using short bolts (1).

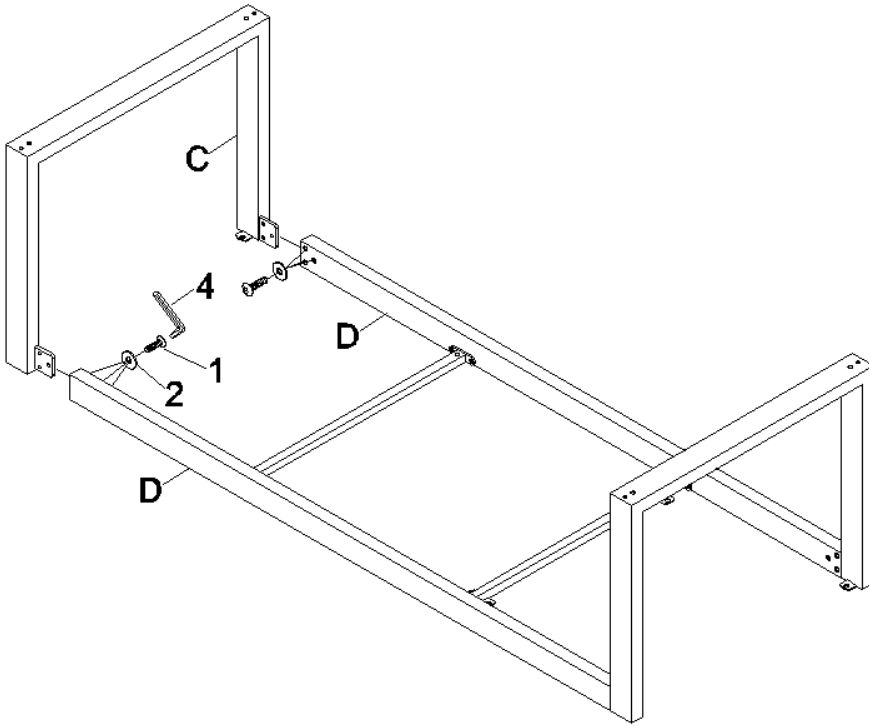
Tighten bolt (1) using Allen wrench (4) as shown in figure 1.

Figure 1



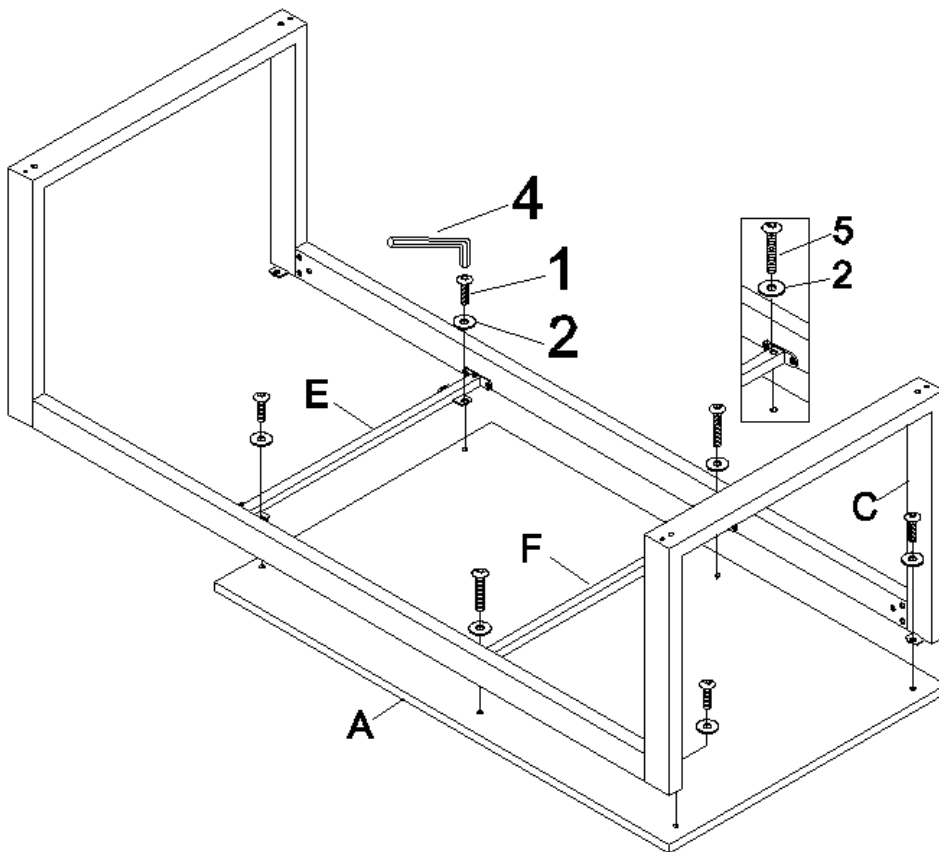
Attach one leg (C) to apron (D) using short bolts (1) & flat washer (2), Tighten bolts (1) using Allen wrench (4) as shown in figure 2.

Figure 2



Repeat above steps to attach leg (C) to pre-assembled unit in figure 2 as shown

Figure 3

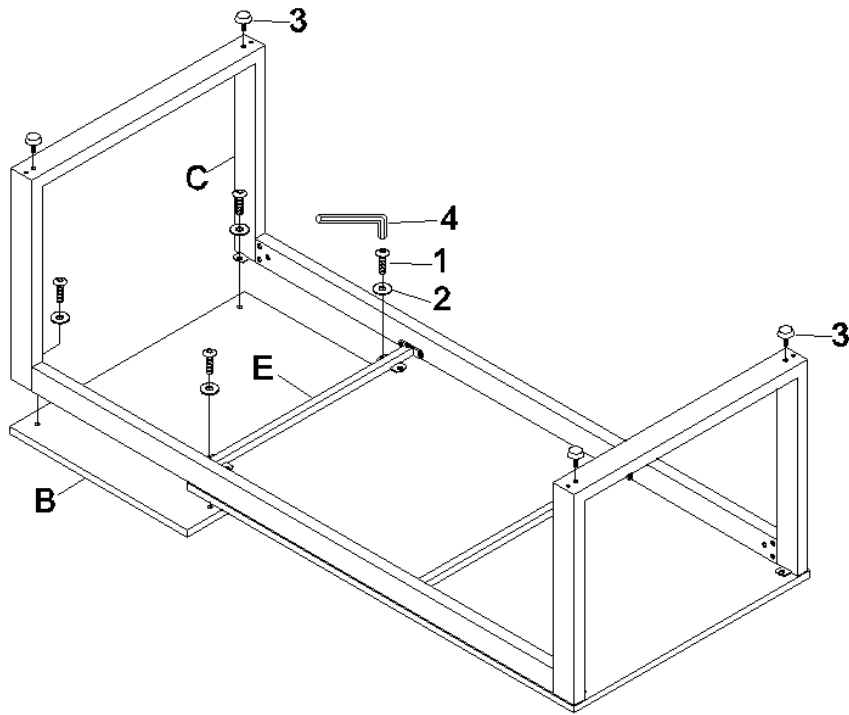


Attach big top (A) to Metal rail (E) & leg (C) using short bolt (1) & flat washer (2),

Attach big top (A) to metal rail (F) using long bolt (5) & flat washer (2).

Tighten short bolt (1) and long bolt (5) using Allen wrench (4) as shown

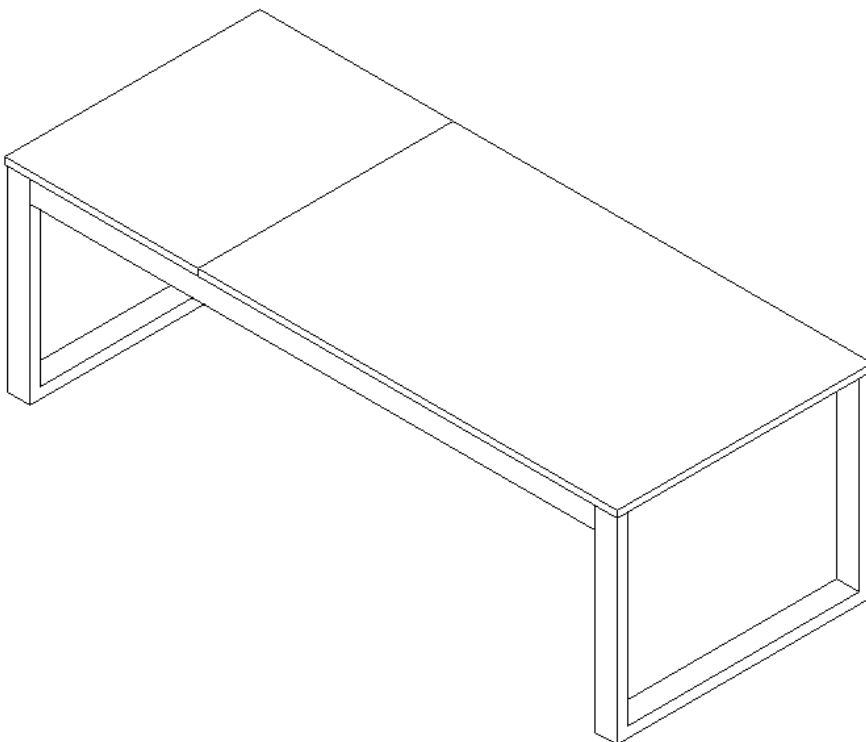
Figure 4



Attach small top (**B**) to Metal rail (**E**) & leg (**C**) using short bolt (**1**) & flat washer (**2**),

Tighten bolts (**1**) using Allen wrench (**4**) as shown

Figure 5



Now you split-top cocktail table is ready to use

Figure 6

Parts Replacement Form

Customer Information

Name _____

Address _____

City/State/Zip Code _____

Phone Number _____

Please indicate where you purchased this item: Store/Website/Catalog

Please indicate color/size/style number:

Style No	Parts Letter	Parts Description	Quantity Needed
_____	_____	_____	_____
_____	_____	_____	_____
_____	_____	_____	_____

Please immediately examine this product carefully. Any request for missing parts or damage replacement must be received within 90 days of your receipt of the product. Replacement, if available, will be honored within this time frame. Parts will not be available for items arriving fully assembled. We do not recommend modifying product(s) and we are not responsible for any damages due to product modification(s). If damages or missing parts are not reported within 90 days of your receipt, we are under no obligation to provide parts or replacement merchandise.

Please contact Southern Enterprises at 800-633-5096 or in Dallas 972-869-0111/ 9am – 4pm Mon-Fri Central time if you have product issues or email us at service@seidal.com. Please ask for customer service representative for issues involving damages or replacement parts. Please ask for technical assistance representative for any issues with product and assembly/construction.

Please contact the retailer that you purchased from for returns.



Holly & Martin® a valued brand of SEI
Customer Service [1-800-633-5096](tel:1-800-633-5096)
service@hollyandmartin.com
www.hollyandmartin.com