WAPTA
S-520C2

CONCEALED SINGLE BOWL WORKSTATION SINK



DIMENSIONS

EXTERNAL: 20" x 17 3/8" x 10"

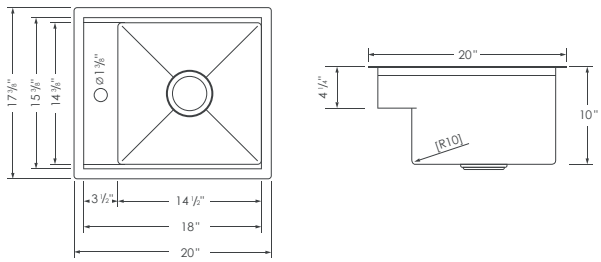

INCLUDED ACCESSORIES



A-925 CUTTING BOARD
A-924 METAL LID
ST-03 STRAINER
K-151N FOLDABLE FAUCET

RECOMMENDED ACCESSORIES



A-04 COLANDER
DA-04 CAP FLOW DRAIN
A-914BK DRYING RACK
A-916BK DRYING MAT
A-911 ADJUSTABLE BASKET
S-01N SOAP DISPENSER

SURFACE FINISH

DURA-TEK™ STAINLESS STEEL

DRAIN HOLE SIZE



CORNER PROFILE



RADIUS 10mm

INSULATION

COATED + RUBBER PADS

BOWL DEPTH



10" SINGLE BOWL

SPACE SAVING DESIGN



INSTALLATION OPTIONS



UNDERMOUNT DROP-IN

MATERIAL

Premium 16 gauge Steel with the durable DURA-TEK™ Finish, making the surface scratch-proof and stain-resistant

16 GAUGE
DURA-TEK™
Stainless Steel

PRODUCT DIMENSIONS

Overall Dimensions	20" x 17⅜" x 10"
Internal Dimensions	18" x 15⅜" x 10"
Left Basin	-
Right Basin	-
Drain Openning Size	3 ½"

LUXURY BASKET STRAINER

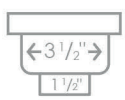

CABINET SIZE

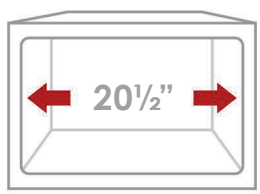

MINIMUM INTERNAL SIZE

GARBAGE DISPOSAL

Stylish® sinks have on standard 3 ½" drain opening that can fit any garbage disposal unit. The sink structure is well designed to withstand any heavy garbage disposal unit.



WARRANTY

This product is covered by a limited lifetime warranty. Consult our website for complete details.

CONÇU AU CANADA
DESIGNED IN CANADA

STANDARDS COMPLIANCE

cUPC certified
ISO 9001 certified

PRODUCT CARE

Rinse and dry your sink with a clean soft cloth, working with, not a cross, the grain.We recommend the use of a mild solution of water and vinegar to remove any mineral deposits that may have built up on your sink.
Use mild non-abrasive liquid cream cleaners that do not contain chlorine, sodium hypochlorite or hydrochloric acid to help maintain the original appearance of your sink. Ensure that you thoroughly rinse your sink and wipe it dry. We recommend the use of a stainless steel grid that fits inside the bottom of the sink bowl and protect the sink from scratches.

Stylish International Inc. www.stylishkb.com stylish.international.inc care@stylishkb.com +1-855-789-5352

Products and specifications shown are subject to change without notice. Please contact our technical support at care@stylishkb.com for any further queries, replacement parts requests, etc. ©2023 Stylish® all right reserved.

ALBA
K-151
FOLDING FAUCET



DIMENSIONS

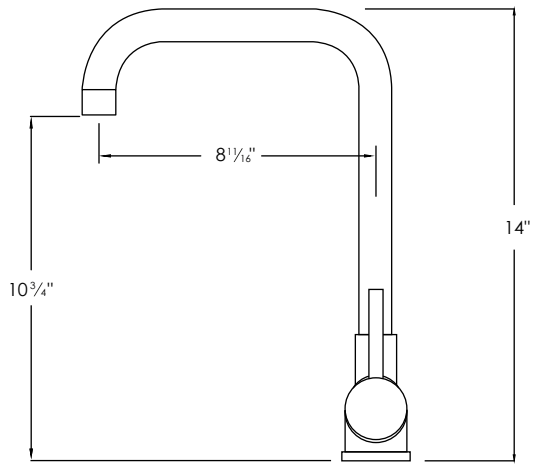

RECOMMENDED ACCESSORIES



A-803
FAUCET PLATE



S-01
SOAP DISPENSER

HANDLE TYPE



LEVER

NUMBER OF HANDLE

1

FOLDABLE MODEL



CONCEALABLE

SAVE SPACE

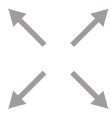

CAN BE INSTALLED IN SMALL SPACES

FAUCET FINISH



STAINLESS STEEL (**S**)



MATTE BLACK (**N**)



BRUSHED GOLD (**G**)

PRODUCT DIMENSIONS

Faucet Height (in)	14"
Spout Height (in)	10 3/4"
Spout Reach (in)	8 1/16"

CONFIGURATION



1-HOLE **3-HOLES**

INSTALLATION



DESIGNED FOR EASY INSTALLATION
INSTALLATION INSTRUCTION
INCLUDED IN THE BOX

MATERIAL

T-304
STAINLESS STEEL

CUT OUT HOLE



DECK PLATE

NOT INCLUDED
REQUIRED FOR 3 HOLES INSTALLATION

WATER FLOW

2
WATER FLOW RATE (**GPM**)

WATERLINES MODEL



CONNECTIONS ⅜"

WARRANTY

This product is covered by a limited lifetime warranty.
Consult our website for complete details.

PRODUCT CARE

- Wipe faucet with damp cloth and mild household cleanser.
- Dry with soft cloth to maintain original appearance.
- Remove hard water stains with 50/50 solution vinegar and water.
- If mineral deposits are too hard to remove, specially in the aerator, unscrew aerator by hand or with tool provided with faucet, soak aerator in 50/50 vinegar and water solution for several hours, rub your fingers and use a tooth brush to remove mineral deposits, place aerator back into original position.

CONÇU AU CANADA
DESIGNED IN CANADA

STANDARDS COMPLIANCE

UPC

PREMIUM
AERATOR

Stylish International Inc. www.stylishkb.com stylish.international.inc care@stylishkb.com +1-855-789-5352

Products and specifications shown are subject to change without notice. Please contact our technical support at care@stylishkb.com for any further queries, replacement parts requests, etc. **©2023 Stylish® all right reserved.**