

MANUAL DE MONTAGEM

ASSEMBLY INSTRUCTIONS

INSTRUCCIONES DE MONTAJE



COD BR: 251300
COD US: 252100

COD BR: 251200
COD US: 252300

COD BR: 251100
COD US: 252200

REV. 00

OBSERVAÇÕES IMPORTANTES

IMPORTANT REMARKS


OBSERVACIONES IMPORTANTES



Nunca escale ou se apoie sobre o móvel. Você pode sofrer graves acidentes.

Never climb or lean on the furniture. You may suffer serious accidents.

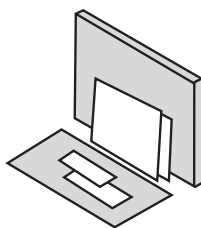
Nunca escale o apoye sobre el mobiliario. Usted puede sufrir accidentes graves.



Utilize a embalagem para forrar a área de montagem e separar todas as peças.

Use the packaging to cover the assembly area and separate all parts.

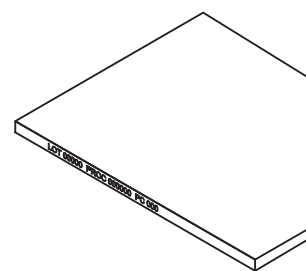
Utilice el embalaje para cubrir la area de montaje y separe las piezas.



Observe os números impressos nas bordas para identificar as peças.

Identify the parts by observing the number printed on their edges.

Identifique las piezas observando el numero impreso en sus bordes.



LIMPEZA E CONSERVAÇÃO

CARE INSTRUCTIONS

LIMPIEZA Y CONSERVACIÓN



Limpe com um pano limpo e umedecido em água e sabão neutro. Não utilizar produtos químicos e abrasivos.

Wipe clean using a damp cloth and a mild cleaner. Do not use abrasive and chemical products.

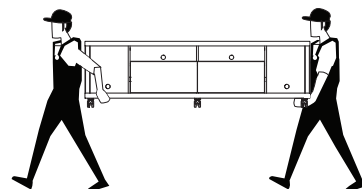
Limpie con un paño limpio humedecido con agua y jabón neutro. No utilice productos químicos y abrasivos



MOVIMENTAÇÃO

HANDLING

MOVIMIENTO



Movimente o móvel com cuidado, sem arrastar. Peça ajuda a outra pessoa para fazê-lo.

Move the piece carefully, don't drag it. Ask for someone else's help to do so.

Mover la unidad con cuidado, sin arrastrar. Pedir ayuda a otra persona para moverlo.

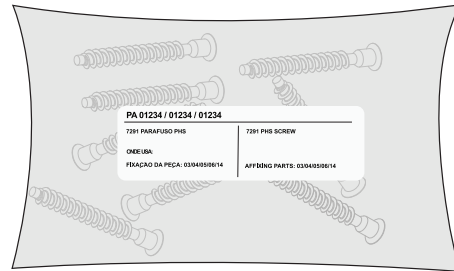
ACESSÓRIOS HARDWARE HERRAJES



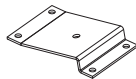
Identifique e separe os acessórios utilizados.
Em cada embalagem, uma etiqueta identifica as peças e onde utilizá-las.

Identify and separate the hardware used in the assembly. There's a label on each package identifying the parts and where to use them.

Identifique y separe los accesorios utilizados en el montaje. Observe la etiqueta en cada paquete para saber donde montar.

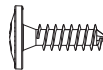


COD. 8471



A

COD. 8056



B

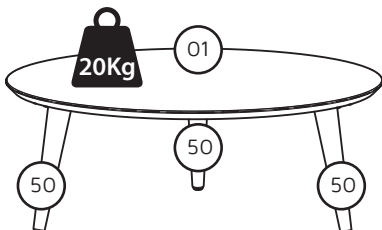
DESCRIÇÃO DESCRIPTION DESCRIPCIÓN

| CÓD:251100 / 251200 / 251300 | | | | |
|------------------------------|------------------------------------|-----------|-------------|-------------|
| PEÇA PART PIEZA | QUANTIDADE QUANTITY CANTIDAD | DESCRIÇÃO | DESCRIPTION | DESCRIPCIÓN |
| 01 | 01 | TAMPO | TABLE TOP | CUBIERTA |
| 50 | 04 | PÉ | LEG | PATAS |
| 52 | 04 | PÉ | LEG | PATAS |
| 56 | 04 | PÉ | LEG | PATAS |

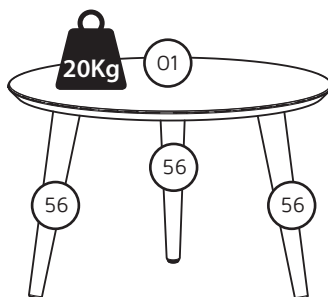


20Kg =44Lb

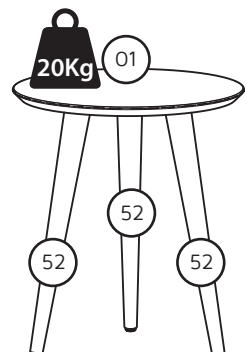
L:800mm A:280mm P:800mm
W:31,50 inches H:11,02 inches D:31,50inches



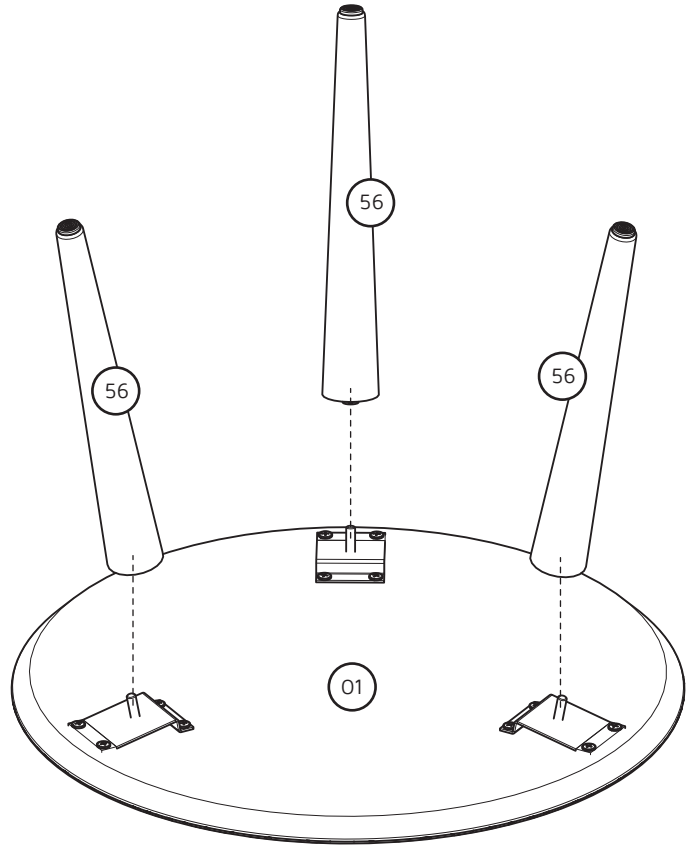
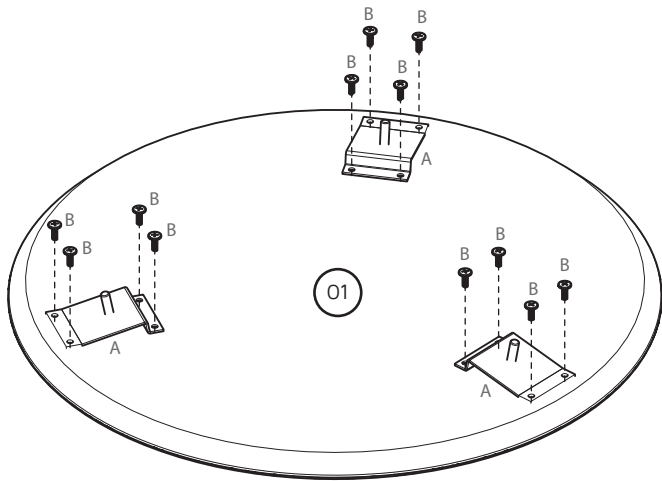
L:593mm A:356mm P:593mm
W:23,34 inches H:14,01 inches D:23,34 inches



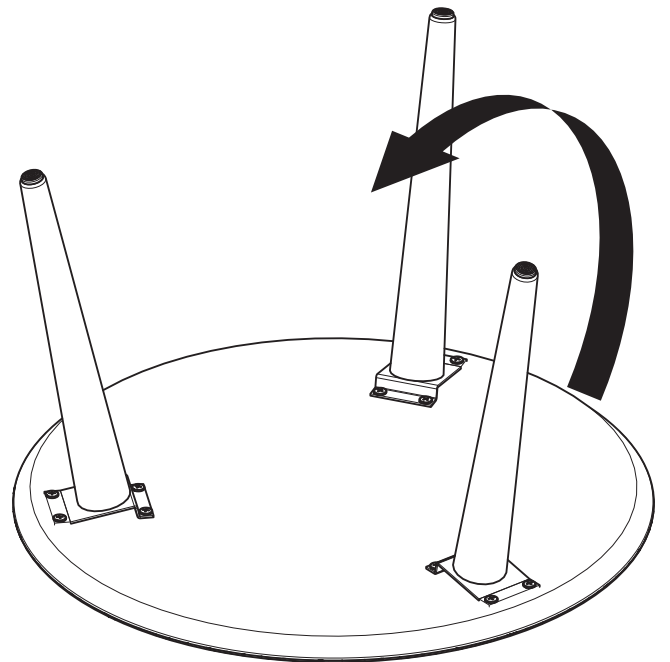
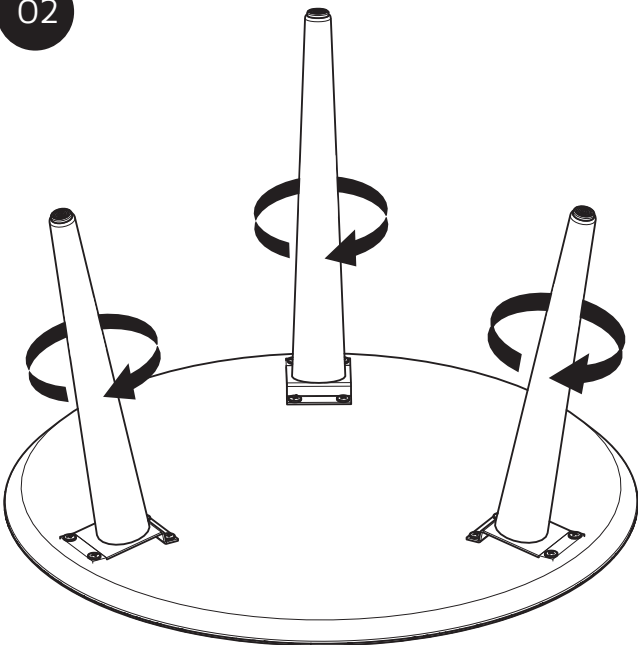
L:443mm A:485mm P:443mm
W:17,44 inches H:19,09 inches D:17,44 inches



01



02



MP 10387

MANUAL DE MONTAGEM

ASSEMBLY INSTRUCTIONS

INSTRUCCIONES DE MONTAJE



COD BR: 251300
COD US: 252100

COD BR: 251200
COD US: 252300

COD BR: 251100
COD US: 252200

REV. 00

OBSERVAÇÕES IMPORTANTES

IMPORTANT REMARKS


OBSERVACIONES IMPORTANTES



Nunca escale ou se apoie sobre o móvel. Você pode sofrer graves acidentes.

Never climb or lean on the furniture. You may suffer serious accidents.

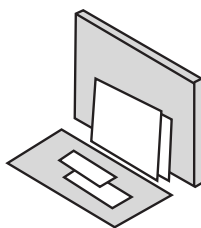
Nunca escale o apoye sobre el mobiliario. Usted puede sufrir accidentes graves.



Utilize a embalagem para forrar a área de montagem e separar todas as peças.

Use the packaging to cover the assembly area and separate all parts.

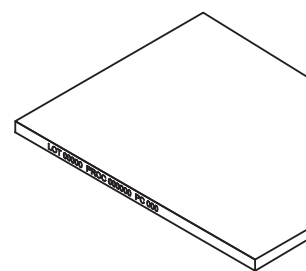
Utilice el embalaje para cubrir la area de montaje y separe las piezas.



Observe os números impressos nas bordas para identificar as peças.

Identify the parts by observing the number printed on their edges.

Identifique las piezas observando el numero impreso en sus bordes.



LIMPEZA E CONSERVAÇÃO

CARE INSTRUCTIONS

LIMPIEZA Y CONSERVACIÓN



Limpe com um pano limpo e umedecido em água e sabão neutro. Não utilizar produtos químicos e abrasivos.

Wipe clean using a damp cloth and a mild cleaner. Do not use abrasive and chemical products.


Limpie con un paño limpio humedecido con agua y jabón neutro. No utilice productos químicos y abrasivos



MOVIMENTAÇÃO

HANDLING

MOVIMIENTO



Movimente o móvel com cuidado, sem arrastar. Peça ajuda a outra pessoa para fazê-lo.

Move the piece carefully, don't drag it. Ask for someone else's help to do so.

Mover la unidad con cuidado, sin arrastrar. Pedir ayuda a otra persona para moverlo.

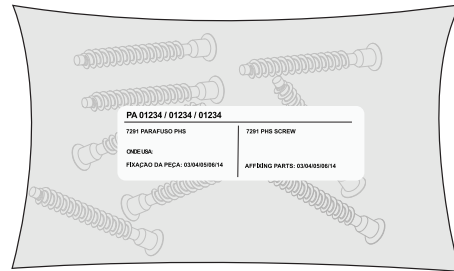
ACESSÓRIOS HARDWARE HERRAJES



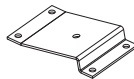
Identifique e separe os acessórios utilizados.
Em cada embalagem, uma etiqueta identifica
as peças e onde utilizá-las.

Identify and separate the hardware used in
the assembly. There's a label on each package
identifying the parts and where to use them.

Identifique y separe los accesorios utilizados
en el montaje. Observe la etiqueta en cada
paquete para saber donde montar.

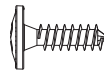


COD. 8471



A

COD. 8056



B

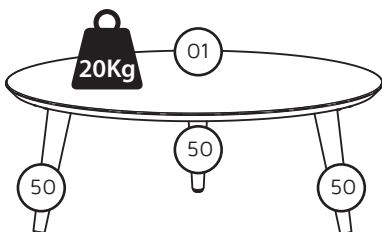
DESCRIÇÃO DESCRIPTION DESCRIPCIÓN

| CÓD:251100 / 251200 / 251300 | | | | |
|------------------------------|------------------------------------|-----------|-------------|-------------|
| PEÇA PART PIEZA | QUANTIDADE QUANTITY CANTIDAD | DESCRIÇÃO | DESCRIPTION | DESCRIPCIÓN |
| 01 | 01 | TAMPO | TABLE TOP | CUBIERTA |
| 50 | 04 | PÉ | LEG | PATAS |
| 52 | 04 | PÉ | LEG | PATAS |
| 56 | 04 | PÉ | LEG | PATAS |

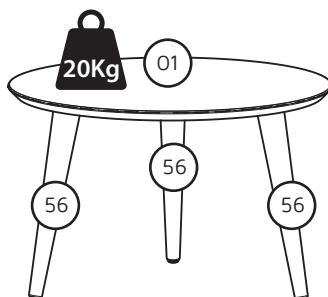


20Kg =44Lb

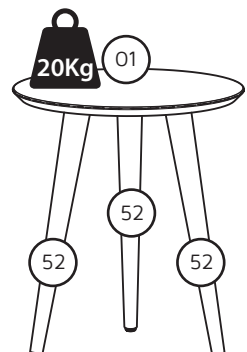
L:800mm A:280mm P:800mm
W:31,50 inches H:11,02 inches D:31,50inches



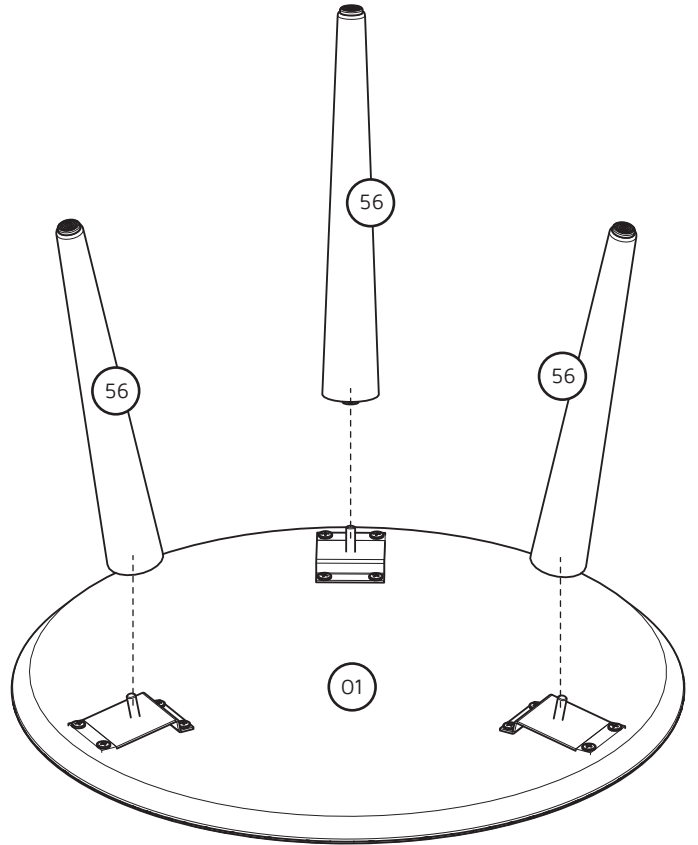
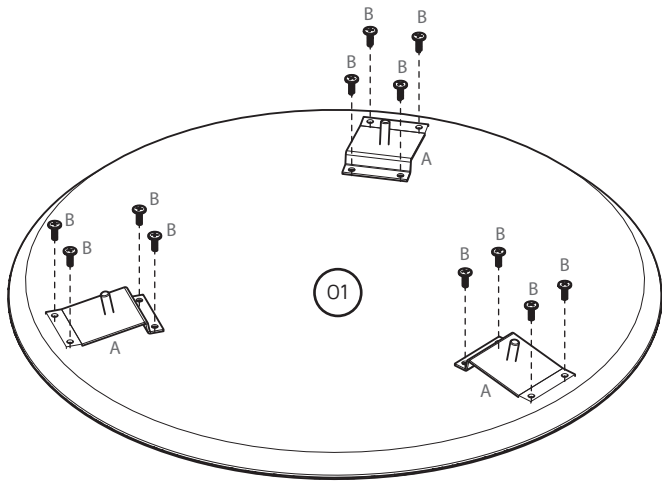
L:593mm A:356mm P:593mm
W:23,34 inches H:14,01 inches D:23,34 inches



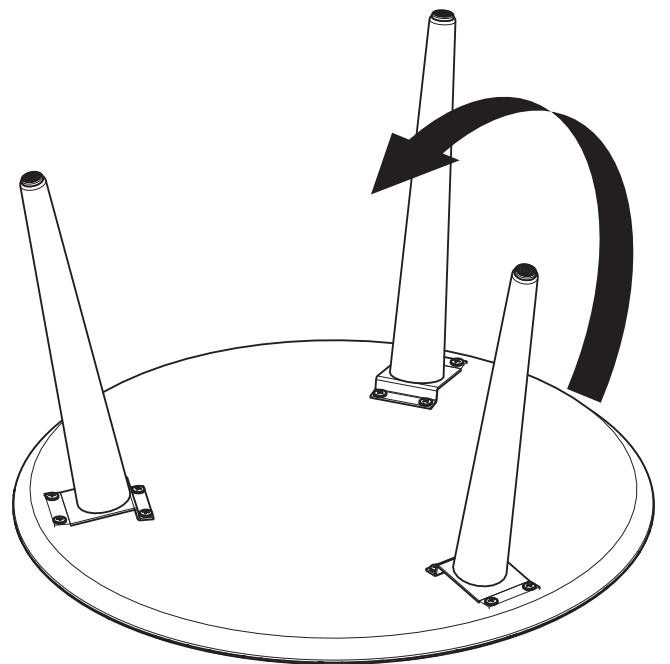
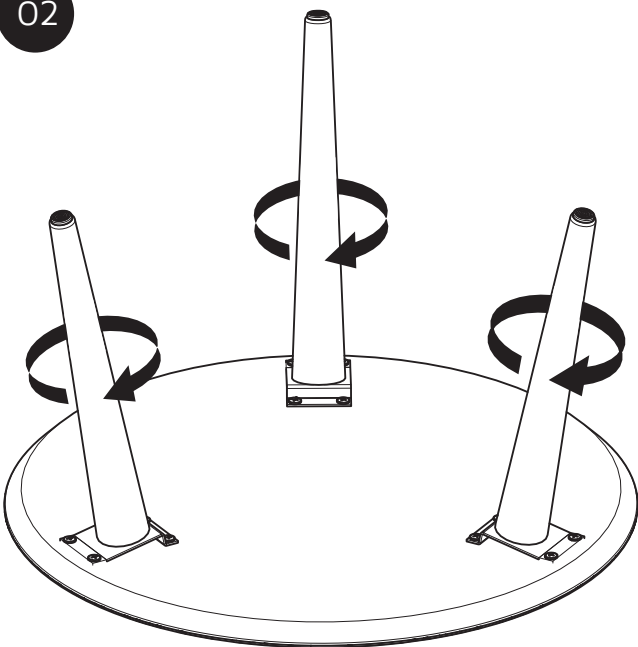
L:443mm A:485mm P:443mm
W:17,44 inches H:19,09 inches D:17,44 inches



01



02



MP 10387

MANUAL DE MONTAGEM

ASSEMBLY INSTRUCTIONS

INSTRUCCIONES DE MONTAJE



COD BR: 251300
COD US: 252100

COD BR: 251200
COD US: 252300

COD BR: 251100
COD US: 252200

REV. 00

OBSERVAÇÕES IMPORTANTES

IMPORTANT REMARKS


OBSERVACIONES IMPORTANTES



Nunca escale ou se apoie sobre o móvel. Você pode sofrer graves acidentes.

Never climb or lean on the furniture. You may suffer serious accidents.

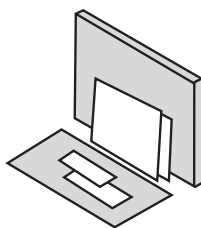
Nunca escale o apoye sobre el mobiliario. Usted puede sufrir accidentes graves.



Utilize a embalagem para forrar a área de montagem e separar todas as peças.

Use the packaging to cover the assembly area and separate all parts.

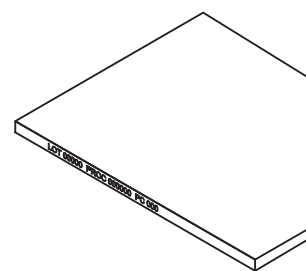
Utilice el embalaje para cubrir la area de montaje y separe las piezas.



Observe os números impressos nas bordas para identificar as peças.

Identify the parts by observing the number printed on their edges.

Identifique las piezas observando el numero impreso en sus bordes.



LIMPEZA E CONSERVAÇÃO

CARE INSTRUCTIONS

LIMPIEZA Y CONSERVACIÓN



Limpe com um pano limpo e umedecido em água e sabão neutro. Não utilizar produtos químicos e abrasivos.

Wipe clean using a damp cloth and a mild cleaner. Do not use abrasive and chemical products.


Limpie con un paño limpio humedecido con agua y jabón neutro. No utilice productos químicos y abrasivos



MOVIMENTAÇÃO

HANDLING

MOVIMIENTO



Movimente o móvel com cuidado, sem arrastar. Peça ajuda a outra pessoa para fazê-lo.

Move the piece carefully, don't drag it. Ask for someone else's help to do so.

Mover la unidad con cuidado, sin arrastrar. Pedir ayuda a otra persona para moverlo.

ACESSÓRIOS

HARDWARE

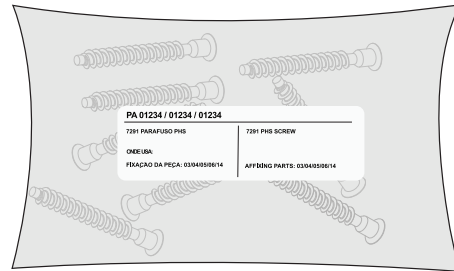
HERRAJES



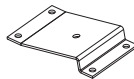
Identifique e separe os acessórios utilizados.
Em cada embalagem, uma etiqueta identifica as peças e onde utilizá-las.

Identify and separate the hardware used in the assembly. There's a label on each package identifying the parts and where to use them.

Identifique y separe los accesorios utilizados en el montaje. Observe la etiqueta en cada paquete para saber donde montar.

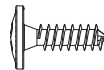


COD. 8471



A

COD. 8056



B

DESCRIÇÃO

DESCRIPTION

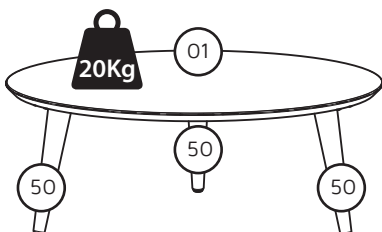
DESCRIPCIÓN

| CÓD:251100 / 251200 / 251300 | | | | |
|------------------------------|------------------------------------|-----------|-------------|-------------|
| PEÇA PART PIEZA | QUANTIDADE QUANTITY CANTIDAD | DESCRIÇÃO | DESCRIPTION | DESCRIPCIÓN |
| 01 | 01 | TAMPO | TABLE TOP | CUBIERTA |
| 50 | 04 | PÉ | LEG | PATAS |
| 52 | 04 | PÉ | LEG | PATAS |
| 56 | 04 | PÉ | LEG | PATAS |

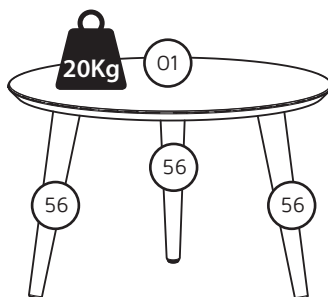


20Kg =44Lb

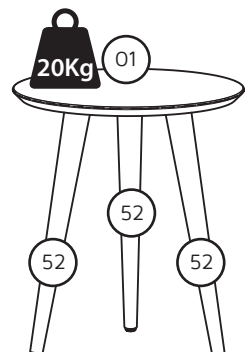
L:800mm A:280mm P:800mm
W:31,50 inches H:11,02 inches D:31,50inches



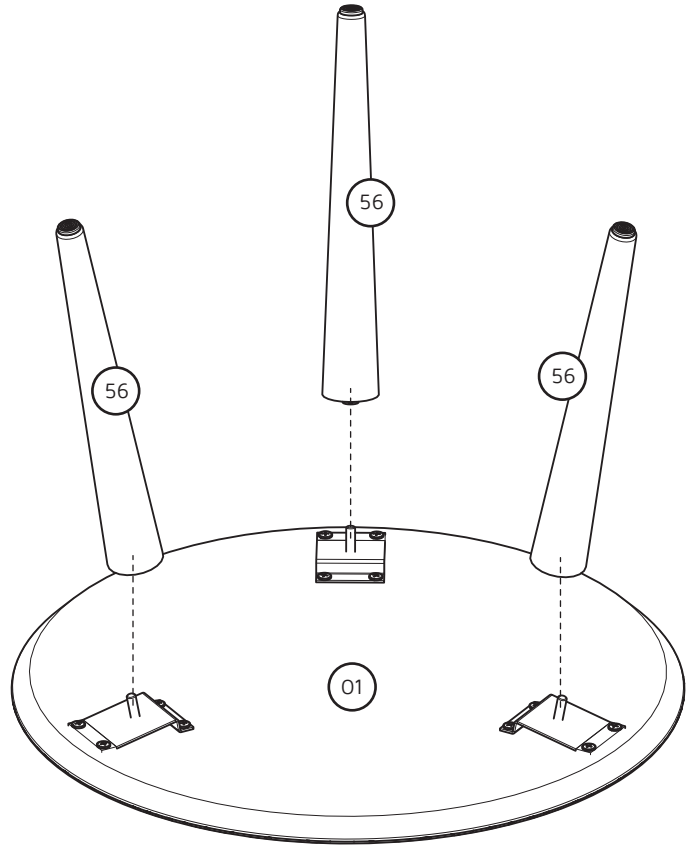
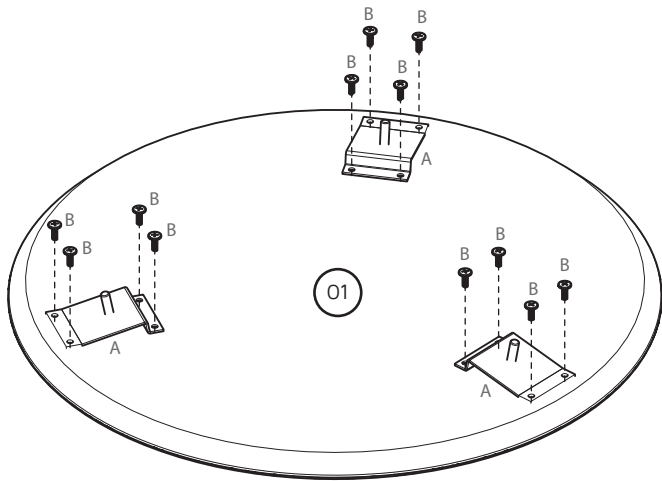
L:593mm A:356mm P:593mm
W:23,34 inches H:14,01 inches D:23,34 inches



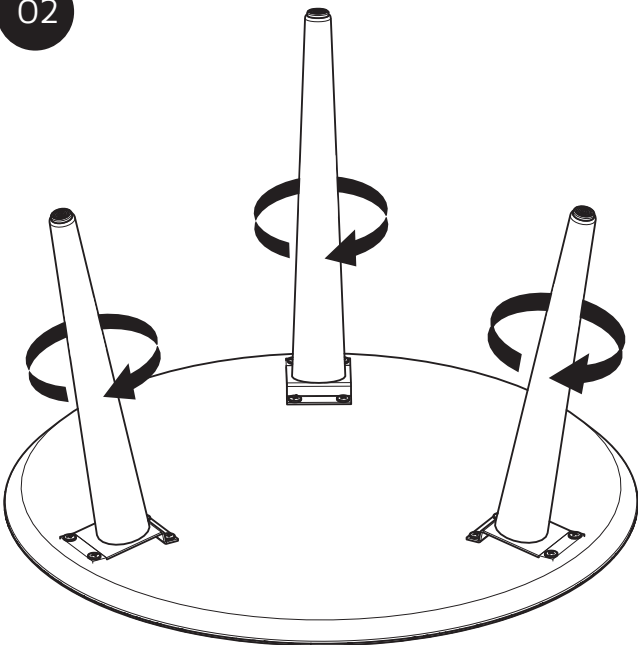
L:443mm A:485mm P:443mm
W:17,44 inches H:19,09 inches D:17,44 inches



01



02



MP 10387