

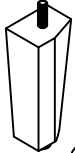
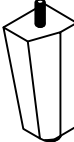
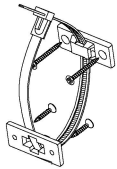


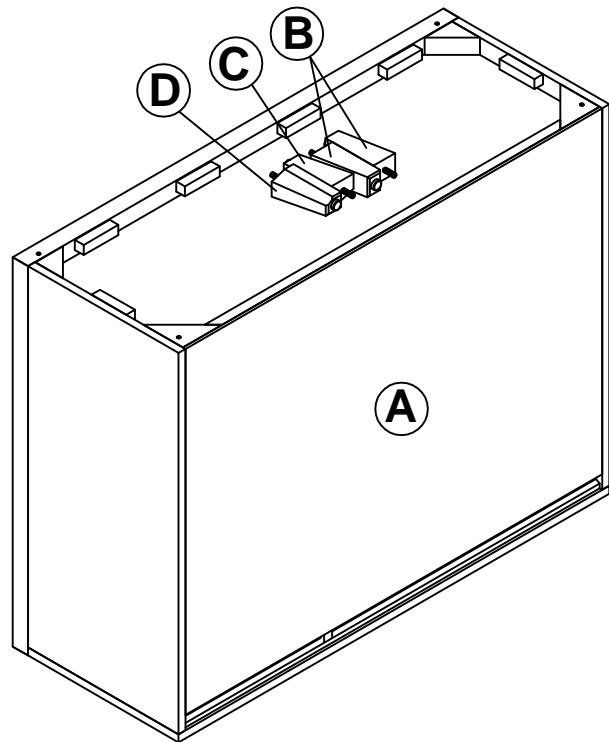
**ASSEMBLY INSTRUCTIONS**  
**ITEM # : 30029-90-01/02/03**  
**SHILOH ACCT CABINETS**

## SHILOH ACCT CABINETS PARTS

 <p>(A)</p> <p>CABINETS x 1</p>	 <p>(B)</p> <p>BACK LEGS x 2</p>	 <p>(C)</p> <p>FRONT LEGS LEFT x 1</p>	 <p>(D)</p> <p>FRONT LEGS RIGHT x 1</p>
--	---	--	--



TIPPING RESTRAINT x 1

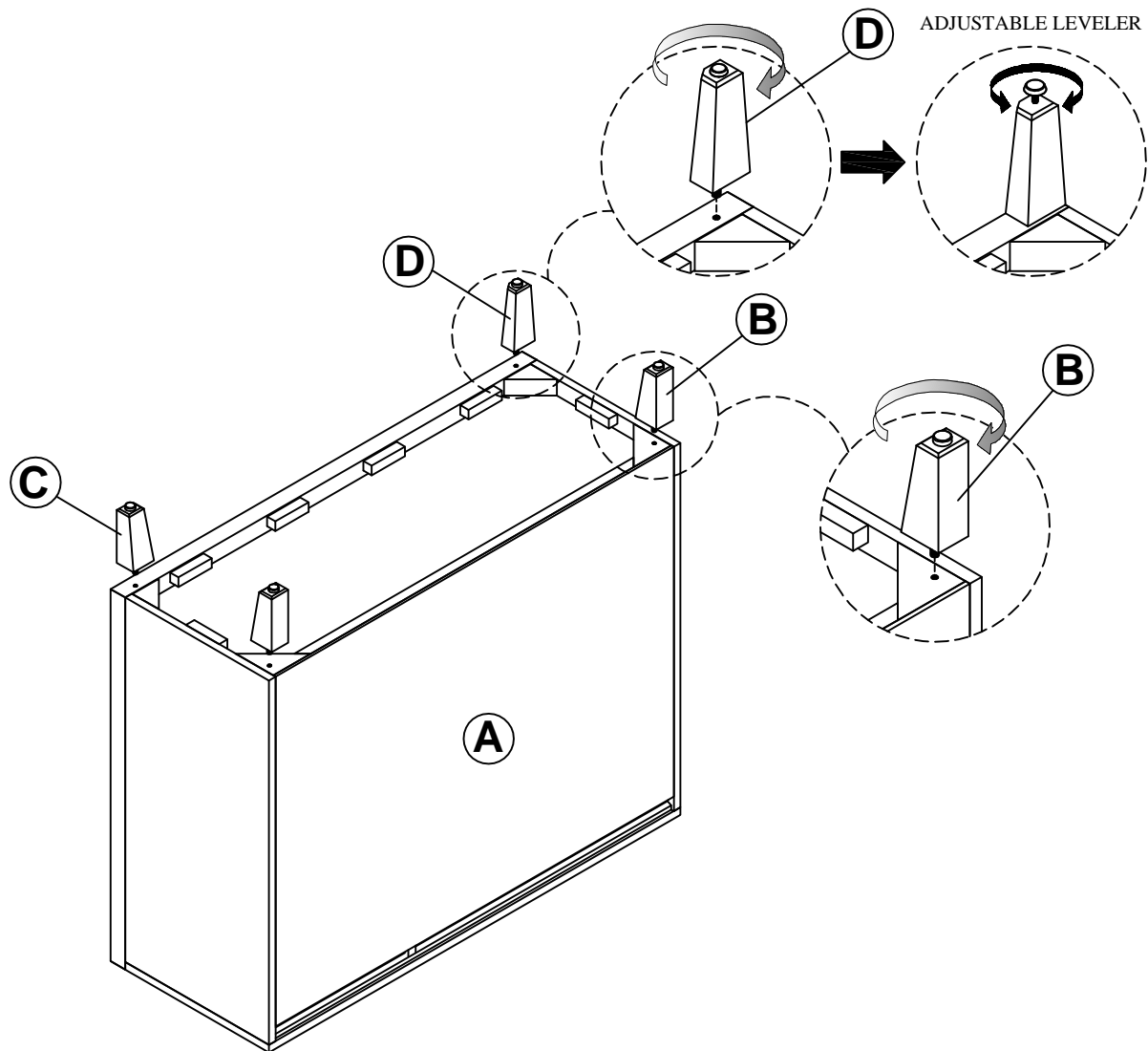


**Customer Service Contact Information:**  
Toll Free Phone Number: 1-844-771-2727  
Email: [consumercare@lanefurniture.com](mailto:consumercare@lanefurniture.com)  
Website: [www.lanefurniture.com](http://www.lanefurniture.com)

**NOTES :**

1. CHECK CAREFULLY FOR SMALL PARTS WHICH MAY COME LOOSE DURING SHIPMENT.
2. REMOVE ALL COMPONENTS FROM THE PACK AND PLACE ON A CLEAN, SOFT SURFACE TO ASSEMBLE.
3. UNITS SHOULD BE ASSEMBLED BY TWO OR MORE PEOPLE.
4. DO NOT OVER - TIGHTEN SCREW/ BOLTS UNTIL ASSEMBLY IS COMPLETED.
5. WITH USE, SCREW/ BOLT MAY BE COME LOOSE & MUST BE TIGHTENED PERIODICALLY.





Customer Service Contact Information:

Toll Free Phone Number: 1-844-771-2727

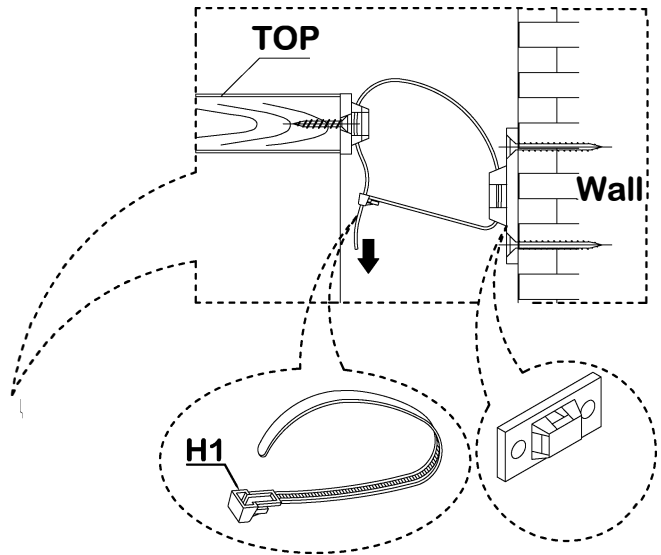

Email: [consumercare@lanefurniture.com](mailto:consumercare@lanefurniture.com)

Website: [www.lanefurniture.com](http://www.lanefurniture.com)

NOTES :

1. CHECK CAREFULLY FOR SMALL PARTS WHICH MAY COME LOOSE DURING SHIPMENT.
2. REMOVE ALL COMPONENTS FROM THE PACK AND PLACE ON A CLEAN, SOFT SURFACE TO ASSEMBLE.
3. UNITS SHOULD BE ASSEMBLED BY TWO OR MORE PEOPLE.
4. DO NOT OVER - TIGHTEN SCREW/ BOLTS UNTIL ASSEMBLY IS COMPLETED.
5. WITH USE, SCREW/ BOLT MAY BE COME LOOSE & MUST BE TIGHTENED PERIODICALLY.





## ASSEMBLY COMPLETED

### Customer Service Contact Information:

Toll Free Phone Number: 1-844-771-2727

Email: [consumercare@lanefurniture.com](mailto:consumercare@lanefurniture.com)

Website: [www.lanefurniture.com](http://www.lanefurniture.com)

### NOTES :

1. CHECK CAREFULLY FOR SMALL PARTS WHICH MAY COME LOOSE DURING SHIPMENT.
2. REMOVE ALL COMPONENTS FROM THE PACK AND PLACE ON A CLEAN, SOFT SURFACE TO ASSEMBLE.
3. UNITS SHOULD BE ASSEMBLED BY TWO OR MORE PEOPLE.
4. DO NOT OVER - TIGHTEN SCREW/ BOLTS UNTIL ASSEMBLY IS COMPLETED.
5. WITH USE, SCREW/ BOLT MAY BE COME LOOSE & MUST BE TIGHTENED PERIODICALLY.

