SOLVENT WELD TWO-PIECE PREFORMED DRAINS
INSTRUCTION GUIDE

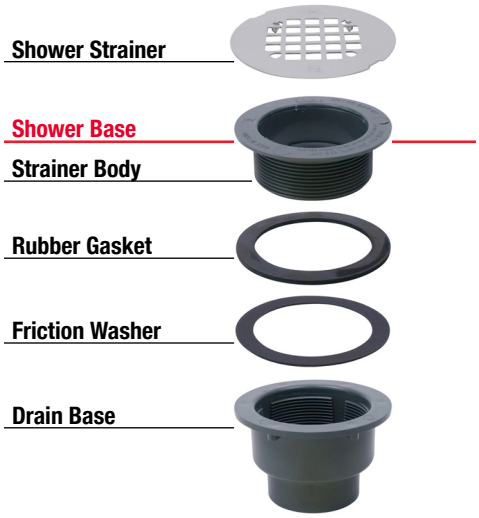

1. Disassemble all parts of your new **Oatey® 102 Series Shower Drain**. Make sure both sides of the shower base opening are clean.

2. Apply approved sealant to underside of the flange before placing it into the shower base hole. Do not twist while inserting. **NOTE:** Plumber's putty is not to be used on ABS drain bodies.

3. While holding the strainer body in place, place the rubber gasket over male threads of the strainer body, up against the underside of the shower base. Then place the friction washer against rubber gasket.

4. Thread the drain base onto the male threads of the strainer body and tighten until flange is fully compressed against top of shower base. **NOTE:** In colder weather applications, additional tightening may be necessary after sealant warms.

5. Once fully tightened, remove any excess plumber's putty from the top and bottom of the drain.

6. Depending on access, the vertical drain pipe can be solvent welded into the drain body before or after the shower base is put into the finished location. **NOTE:** Remember to choose the correct primer and cement for your application* and follow ASTM guidelines for solvent cementing joints.

7. Install your shower base into the final location per the manufacturer's recommendations.

8. After all drain connections have been completed and cured properly, clean shower base of any debris. **Test all connections to ensure there are no leaks.**

9. Install the shower strainer and give the shower base a final cleaning before use.


Step 1


Step 2


Step 3


Step 4


Step 5


Step 6


Step 7


Step 8


Step 9

*Do not prime ABS.

©2026 Oatey SCS. All Rights Reserved. This information is based on data believed to be reliable but Oatey makes no warranties, express or implied, as to its accuracy and assumes no liability arising out of its use. The data listed falls within the normal range of product properties but should not be used to establish specification limits or used alone as the basis of design. Oatey's liability to purchasers is expressly limited to the terms and conditions of sale. Oatey is trademark of Oatey Co. All other trademarks can be found www.Oatey.com.